

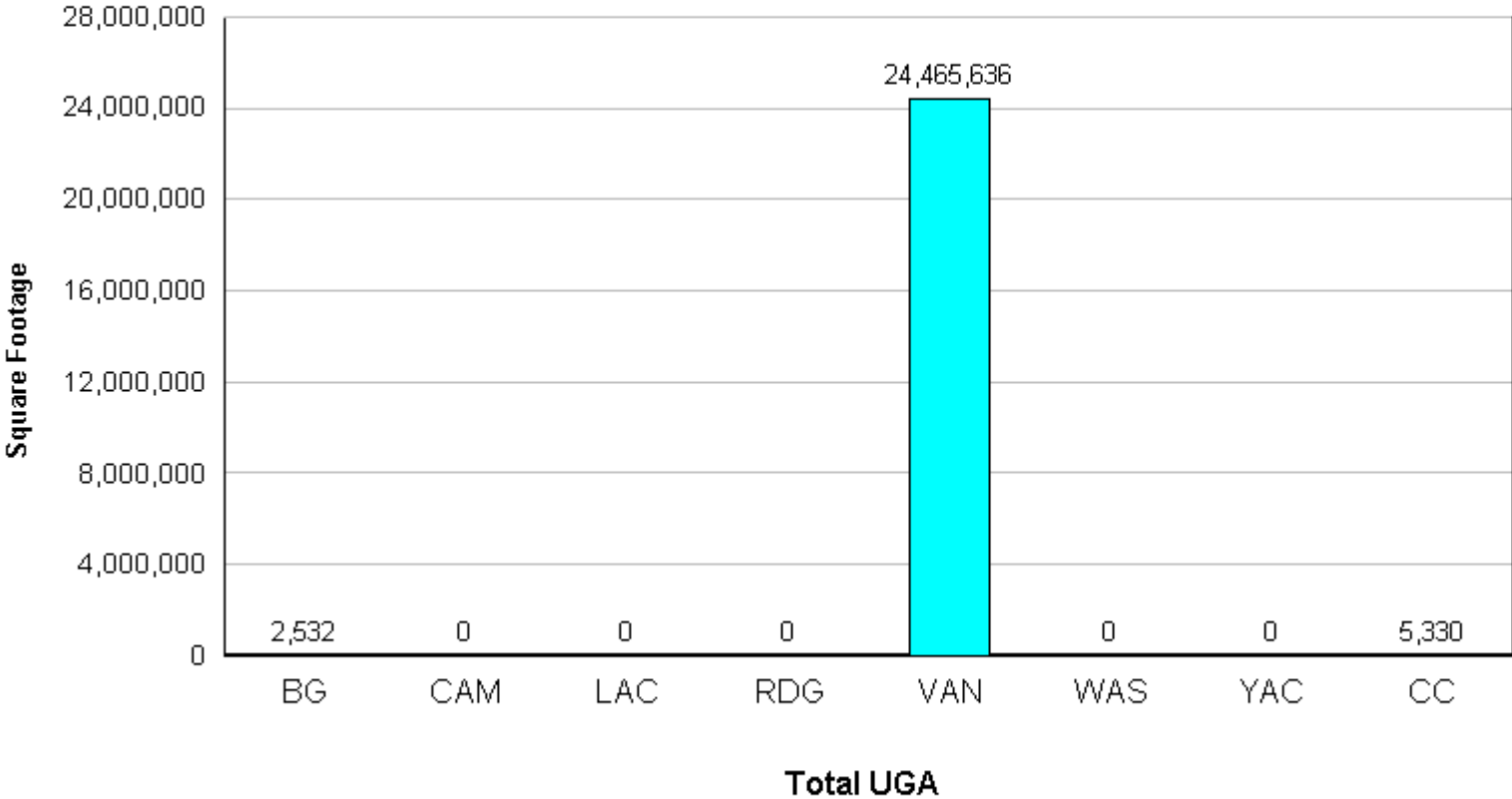
Non-Residential Summary

Reporting Period: 1/1/2001 - 12/31/2001

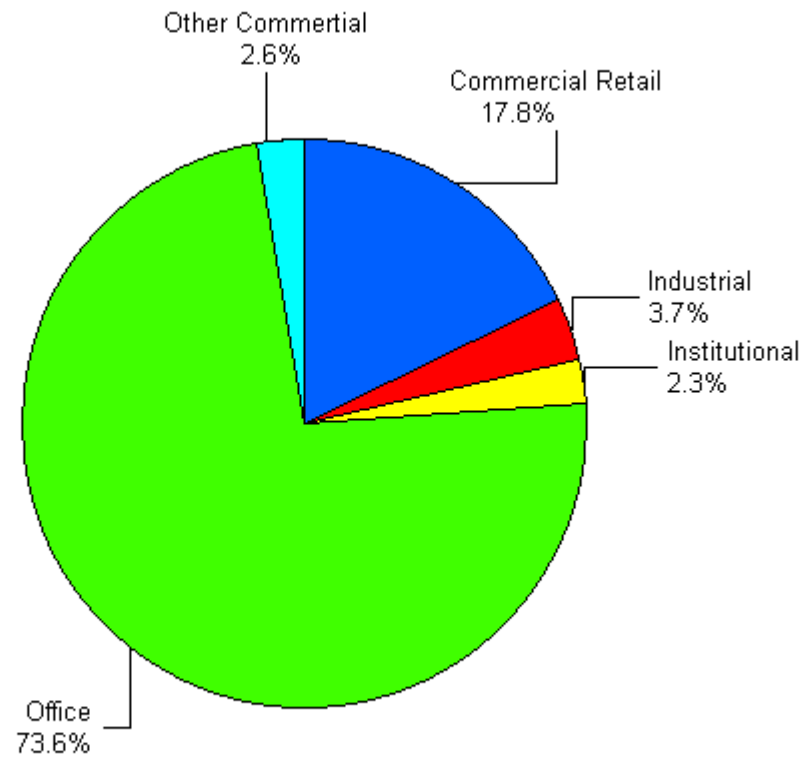
Jurisdiction	Retail		Office		Institutional		Industrial		Others		Total				
	No	SqFt	No	SqFt	No	SqFt	No	SqFt	No	SqFt	No	SqFt	Site ac.	CA ac.	FAR
Battle Ground	0	0	0	0	0	0	0	0	0	0	0	0	0.00	0.00	0.00
Battle Ground UGA	0	0	0	0	0	0	0	0	1	2,532	1	2,532	3.60	0.74	0.02
Sub Total	0	0	0	0	0	0	0	0	1	2,532	1	2,532	3.60	0.74	0.02
Camas	0	0	0	0	0	0	0	0	0	0	0	0	0.00	0.00	0.00
Camas UGA	0	0	0	0	0	0	0	0	0	0	0	0	0.00	0.00	0.00
Sub Total	0	0	0	0	0	0	0	0	0	0	0	0	0.00	0.00	0.00
La Center	0	0	0	0	0	0	0	0	0	0	0	0	0.00	0.00	0.00
La Center UGA	0	0	0	0	0	0	0	0	0	0	0	0	0.00	0.00	0.00
Sub Total	0	0	0	0	0	0	0	0	0	0	0	0	0.00	0.00	0.00
Ridgefield	0	0	0	0	0	0	0	0	0	0	0	0	0.00	0.00	0.00
Ridgefield UGA	0	0	0	0	0	0	0	0	0	0	0	0	0.00	0.00	0.00
Sub Total	0	0	0	0	0	0	0	0	0	0	0	0	0.00	0.00	0.00
Vancouver	10	4,185,463	7	17,932,531	4	455,064	5	641,180	7	597,269	33	23,811,507	179.22	73.01	5.15
Vancouver UGA	18	167,751	9	79,547	4	106,059	6	258,750	3	42,022	40	654,129	286.01	219.81	0.23
Sub Total	28	4,353,214	16	18,012,078	8	561,123	11	899,930	10	639,291	73	24,465,636	465.23	292.82	3.26
Washougal	0	0	0	0	0	0	0	0	0	0	0	0	0.00	0.00	0.00
Washougal UGA	0	0	0	0	0	0	0	0	0	0	0	0	0.00	0.00	0.00
Sub Total	0	0	0	0	0	0	0	0	0	0	0	0	0.00	0.00	0.00
Yacolt	0	0	0	0	0	0	0	0	0	0	0	0	0.00	0.00	0.00
Yacolt UGA	0	0	0	0	0	0	0	0	0	0	0	0	0.00	0.00	0.00
Sub Total	0	0	0	0	0	0	0	0	0	0	0	0	0.00	0.00	0.00
Clark County (Rural)	0	0	0	0	0	0	0	0	3	5,330	3	5,330	62.95	40.43	0.01
Sub Total (Cities)	10	4,185,463	7	17,932,531	4	455,064	5	641,180	7	597,269	33	23,811,507	179.22	73.01	5.15
Sub Total (UGAs)	18	167,751	9	79,547	4	106,059	6	258,750	4	44,554	41	656,661	289.61	220.54	0.22
Sub Total (Urban)	28	4,353,214	16	18,012,078	8	561,123	11	899,930	11	641,823	74	24,468,168	468.83	293.56	3.20
Grand Total (Urban & Rural)	28	4,353,214	16	18,012,078	8	561,123	11	899,930	14	647,153	77	24,473,498	531.77	333.99	2.84

Note: This report is based on fully completed permit records received from the above jurisdictions

Non-Residential Square Footage by Jurisdiction



Non-Residential Square Footage by Type

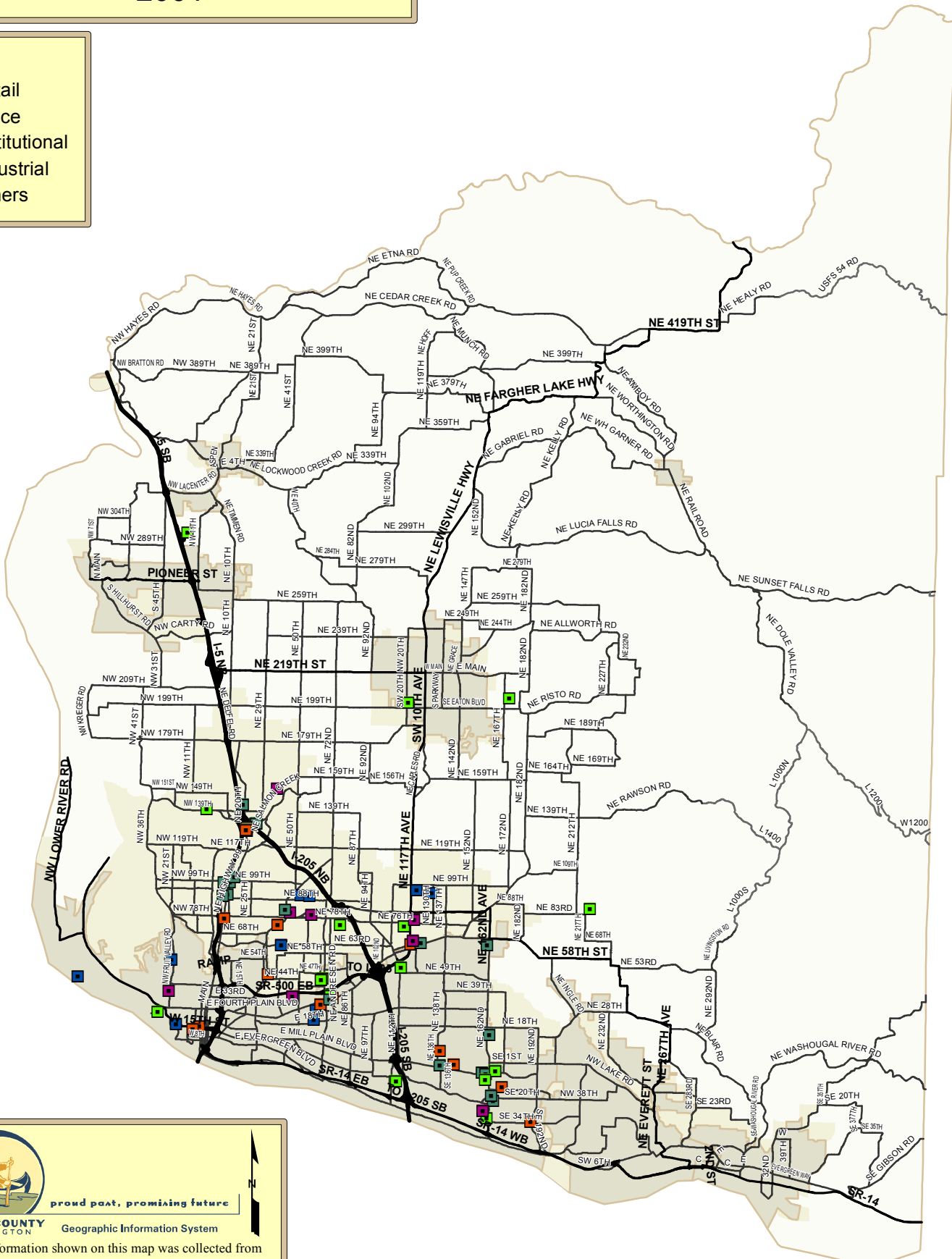


Non-Residential Permit Summary

2001

KEY

- Retail
- Office
- Institutional
- Industrial
- Others



CLARK COUNTY WASHINGTON Geographic Information System

NOTE: Information shown on this map was collected from several sources. Clark County accepts no responsibility for any inaccuracies that may be present.

0 11,500 23,000 46,000 Feet