

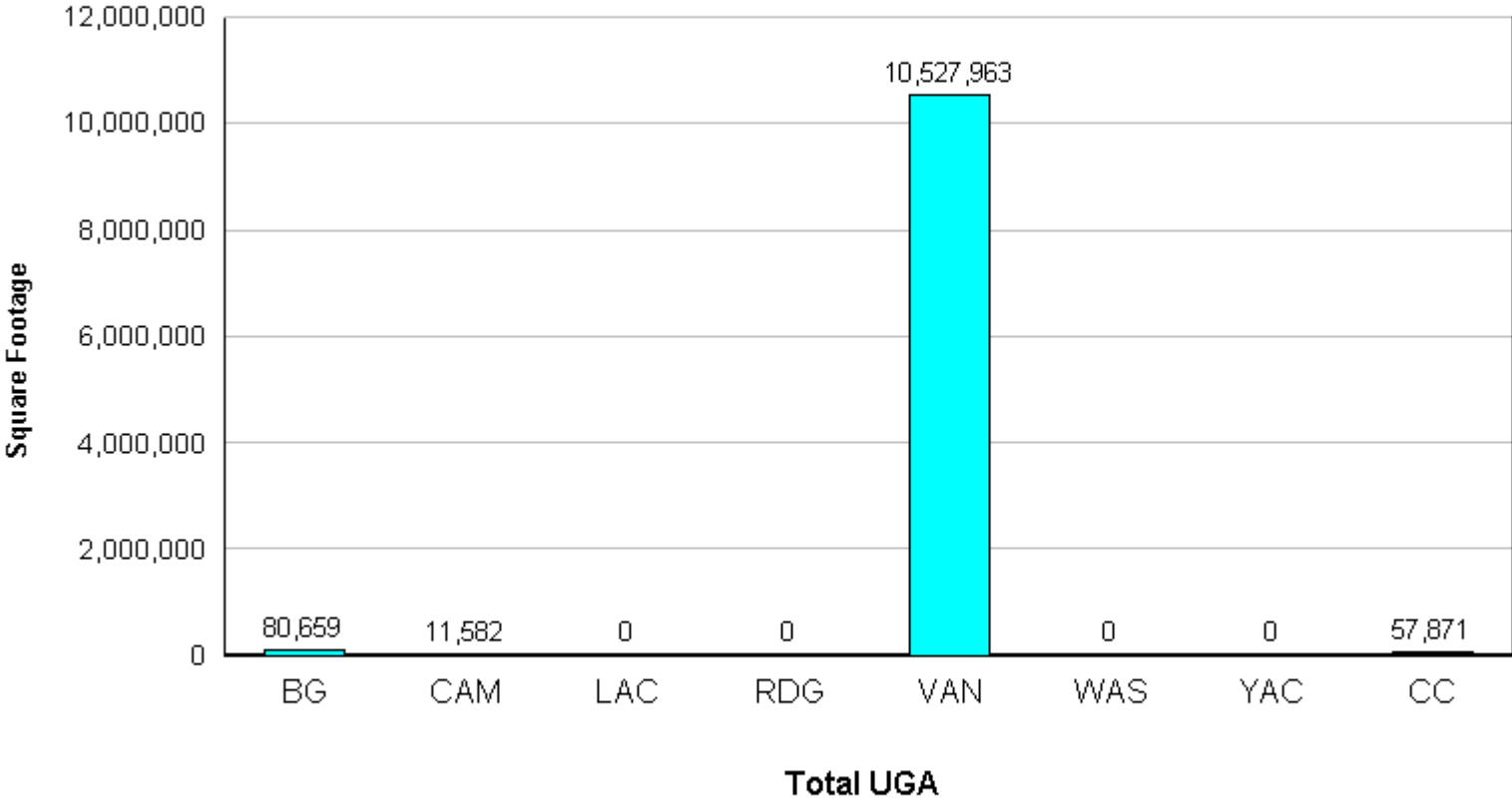
Non-Residential Summary

Reporting Period: 1/1/2004 - 12/31/2004

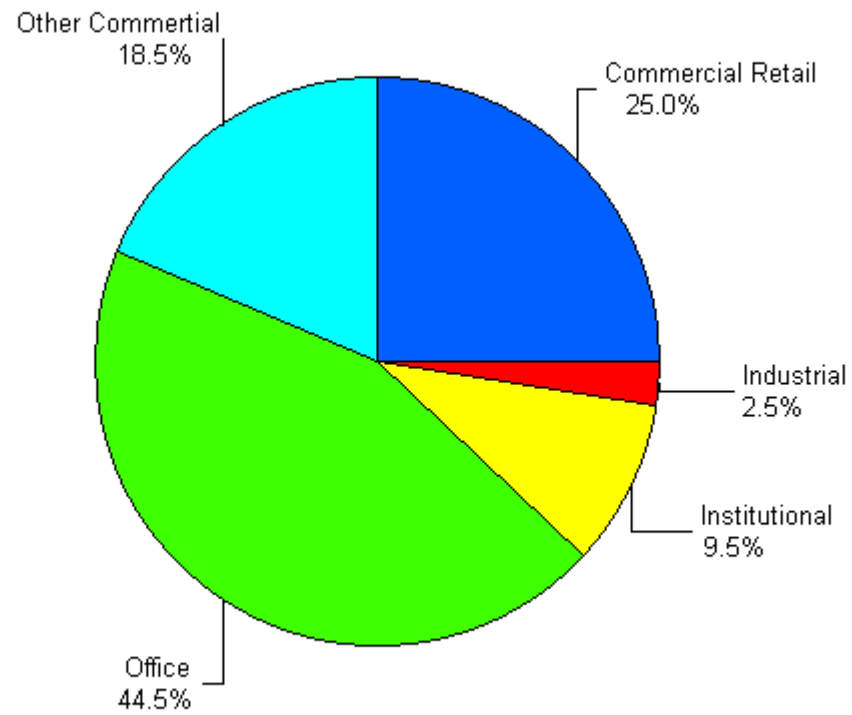
Jurisdiction	Retail		Office		Institutional		Industrial		Others		Total				
	No	SqFt	No	SqFt	No	SqFt	No	SqFt	No	SqFt	No	SqFt	Site ac.	CA ac.	FAR
Battle Ground	0	0	0	0	0	0	0	0	5	80,659	5	80,659	12.20	3.37	0.21
Battle Ground UGA	0	0	0	0	0	0	0	0	0	0	0	0	0.00	0.00	0.00
Sub Total	0	0	0	0	0	0	0	0	5	80,659	5	80,659	12.20	3.37	0.21
Camas	1	320	0	0	1	6,000	0	0	9	5,262	11	11,582	59.28	44.47	0.02
Camas UGA	0	0	0	0	0	0	0	0	0	0	0	0	0.00	0.00	0.00
Sub Total	1	320	0	0	1	6,000	0	0	9	5,262	11	11,582	59.28	44.47	0.02
La Center	0	0	0	0	0	0	0	0	0	0	0	0	0.00	0.00	0.00
La Center UGA	0	0	0	0	0	0	0	0	0	0	0	0	0.00	0.00	0.00
Sub Total	0	0	0	0	0	0	0	0	0	0	0	0	0.00	0.00	0.00
Ridgefield	0	0	0	0	0	0	0	0	0	0	0	0	0.00	0.00	0.00
Ridgefield UGA	0	0	0	0	0	0	0	0	0	0	0	0	0.00	0.00	0.00
Sub Total	0	0	0	0	0	0	0	0	0	0	0	0	0.00	0.00	0.00
Vancouver	7	2,087,280	16	4,195,494	0	0	2	14,592	6	1,849,026	31	8,146,392	208.30	37.36	1.09
Vancouver UGA	12	566,535	4	555,398	15	986,240	21	255,019	3	18,379	55	2,381,571	330.70	250.06	0.68
Sub Total	19	2,653,815	20	4,750,892	15	986,240	23	269,611	9	1,867,405	86	10,527,963	539.01	287.42	0.96
Washougal	0	0	0	0	0	0	0	0	0	0	0	0	0.00	0.00	0.00
Washougal UGA	0	0	0	0	0	0	0	0	0	0	0	0	0.00	0.00	0.00
Sub Total	0	0	0	0	0	0	0	0	0	0	0	0	0.00	0.00	0.00
Yacolt	0	0	0	0	0	0	0	0	0	0	0	0	0.00	0.00	0.00
Yacolt UGA	0	0	0	0	0	0	0	0	0	0	0	0	0.00	0.00	0.00
Sub Total	0	0	0	0	0	0	0	0	0	0	0	0	0.00	0.00	0.00
Clark County (Rural)	2	11,200	0	0	2	22,071	0	0	3	24,600	7	57,871	176.32	150.89	0.05
Sub Total (Cities)	8	2,087,600	16	4,195,494	1	6,000	2	14,592	20	1,934,947	47	8,238,633	279.79	85.20	0.97
Sub Total (UGAs)	12	566,535	4	555,398	15	986,240	21	255,019	3	18,379	55	2,381,571	330.70	250.06	0.68
Sub Total (Urban)	20	2,654,135	20	4,750,892	16	992,240	23	269,611	23	1,953,326	102	10,620,204	610.49	335.27	0.89
Grand Total (Urban & Rural)	22	2,665,335	20	4,750,892	18	1,014,311	23	269,611	26	1,977,926	109	10,678,075	786.81	486.15	0.82

Note: This report is based on fully completed permit records received from the above jurisdictions

Non-Residential Square Footage by Jurisdiction



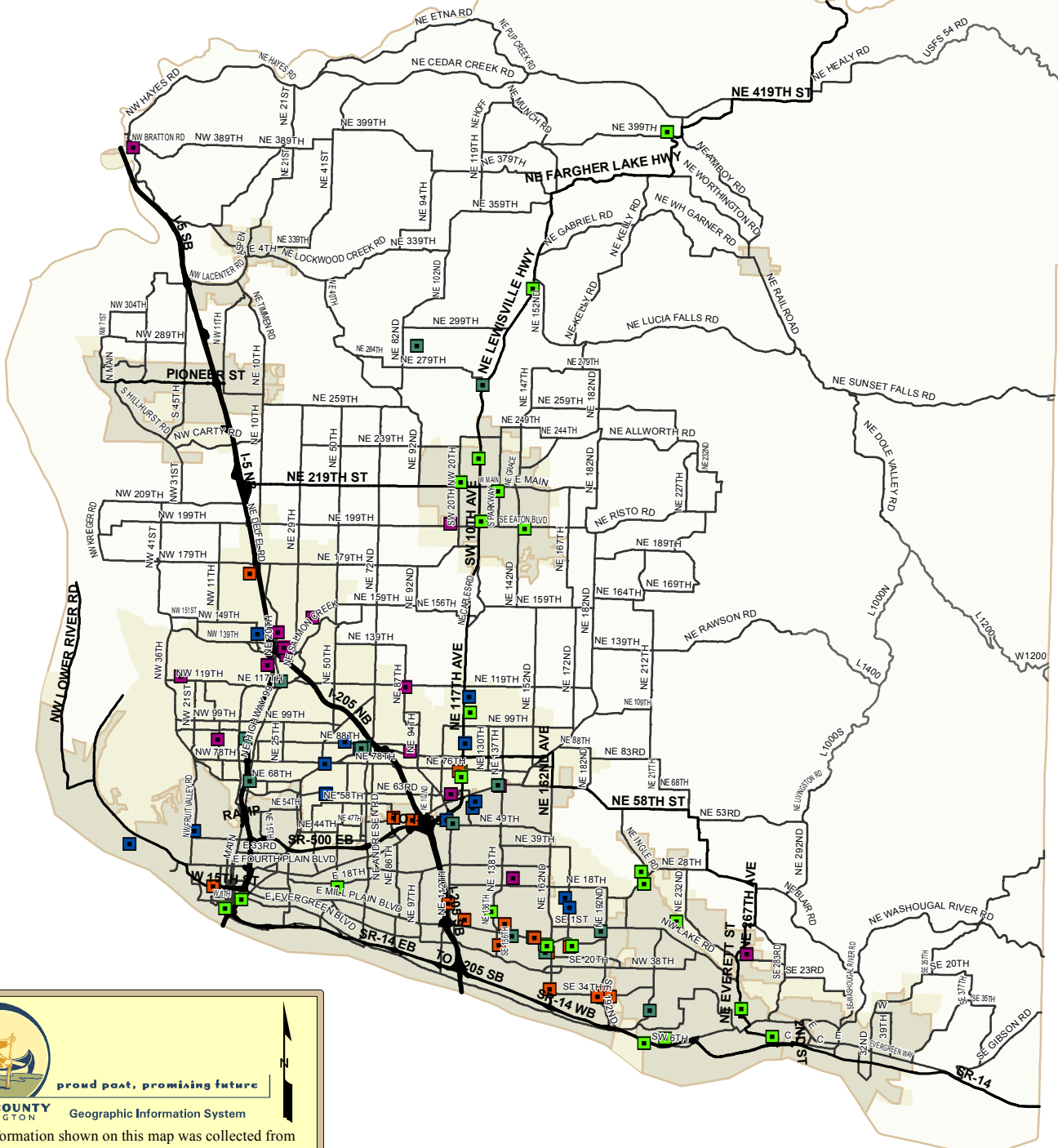
Non-Residential Square Footage by Type



Non-Residential Permit Summary 2004

KEY

- Retail
- Office
- Institutional
- Industrial
- Others



CLARK COUNTY
WASHINGTON Geographic Information System

NOTE: Information shown on this map was collected from several sources. Clark County accepts no responsibility for any inaccuracies that may be present.

0 11,500 23,000 46,000 Feet