

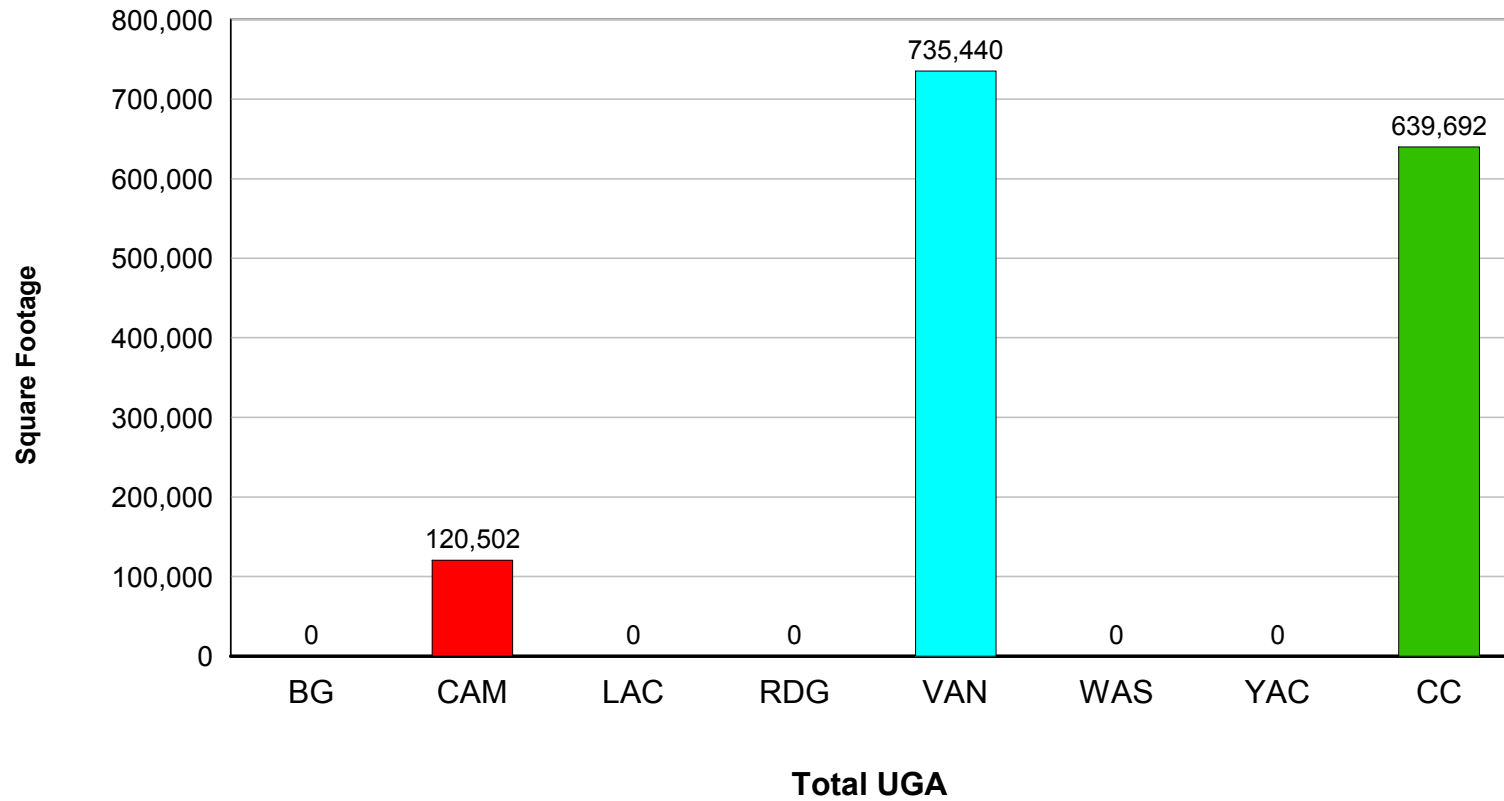
Non-Residential Summary

Reporting Period: 1/1/2011 - 12/31/2011

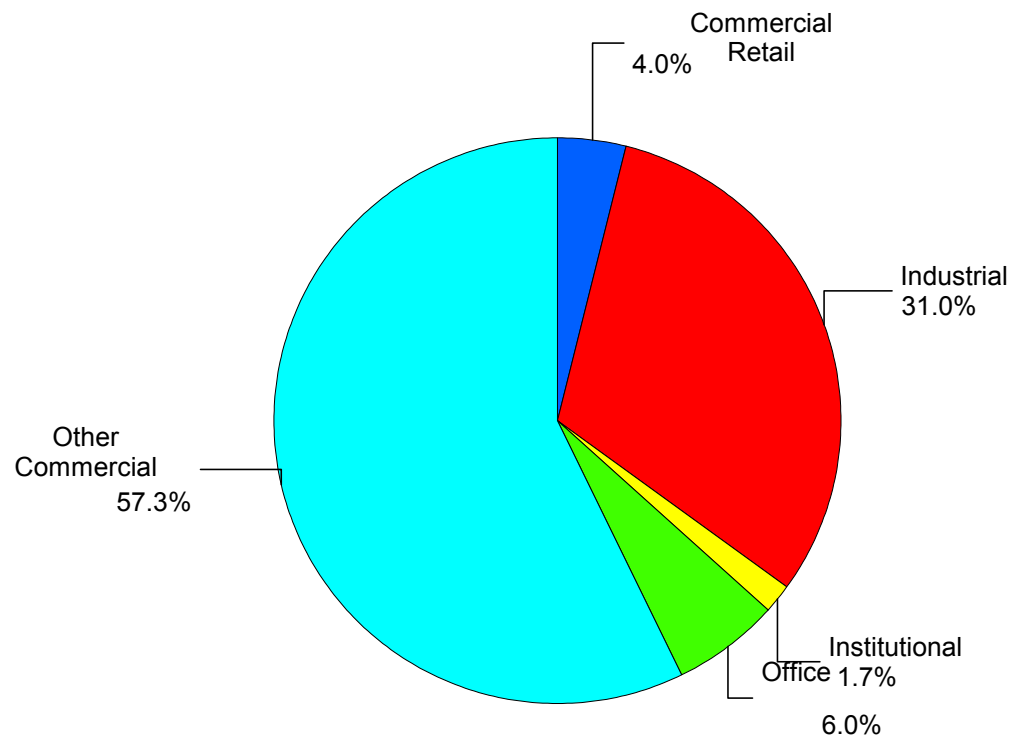
Jurisdiction	Retail		Office		Institutional		Industrial		Others		Total				
	No	SqFt	No	SqFt	No	SqFt	No	SqFt	No	SqFt	No	SqFt	Site ac.	CA ac.	FAR
Battle Ground	0	0	0	0	0	0	0	0	0	0	0	0	0.00	0.00	0.00
Battle Ground UGA	0	0	0	0	0	0	0	0	0	0	0	0	0.00	0.00	0.00
Sub Total	0	0	0	0	0	0	0	0	0	0	0	0	0.00	0.00	0.00
Camas	0	0	0	0	2	3,584	0	0	6	116,918	8	120,502	49.88	3.80	0.06
Camas UGA	0	0	0	0	0	0	0	0	0	0	0	0	0.00	0.00	0.00
Sub Total	0	0	0	0	2	3,584	0	0	6	116,918	8	120,502	49.88	3.80	0.06
La Center	0	0	0	0	0	0	0	0	0	0	0	0	0.00	0.00	0.00
La Center UGA	0	0	0	0	0	0	0	0	0	0	0	0	0.00	0.00	0.00
Sub Total	0	0	0	0	0	0	0	0	0	0	0	0	0.00	0.00	0.00
Ridgefield	0	0	0	0	0	0	0	0	0	0	0	0	0.00	0.00	0.00
Ridgefield UGA	0	0	0	0	0	0	0	0	0	0	0	0	0.00	0.00	0.00
Sub Total	0	0	0	0	0	0	0	0	0	0	0	0	0.00	0.00	0.00
Vancouver	5	49,605	4	90,122	0	0	4	402,228	9	120,511	22	662,466	146.54	100.65	0.33
Vancouver UGA	2	9,621	0	0	3	21,250	2	28,058	7	14,045	14	72,974	108.11	92.25	0.11
Sub Total	7	59,226	4	90,122	3	21,250	6	430,286	16	134,556	36	735,440	254.65	192.90	0.27
Washougal	0	0	0	0	0	0	0	0	0	0	0	0	0.00	0.00	0.00
Washougal UGA	0	0	0	0	0	0	0	0	0	0	0	0	0.00	0.00	0.00
Sub Total	0	0	0	0	0	0	0	0	0	0	0	0	0.00	0.00	0.00
Yacolt	0	0	0	0	0	0	0	0	0	0	0	0	0.00	0.00	0.00
Yacolt UGA	0	0	0	0	0	0	0	0	0	0	0	0	0.00	0.00	0.00
Sub Total	0	0	0	0	0	0	0	0	0	0	0	0	0.00	0.00	0.00
Clark County (Rural)	0	0	0	0	1	592	1	34,000	3	605,100	5	639,692	525.91	341.04	0.08
Sub Total (Cities)	5	49,605	4	90,122	2	3,584	4	402,228	15	237,429	30	782,968	196.42	104.45	0.20
Sub Total (UGAs)	2	9,621	0	0	3	21,250	2	28,058	7	14,045	14	72,974	108.11	92.25	0.11
Sub Total (Urban)	7	59,226	4	90,122	5	24,834	6	430,286	22	251,474	44	855,942	304.53	196.71	0.18
Grand Total (Urban & Rural)	7	59,226	4	90,122	6	25,426	7	464,286	25	856,574	49	1,495,634	830.44	537.74	0.12

Note: This data contains jurisdictional permit information that has a 1-3% error rate for the total number of fully completed permits received.

Non-Residential Square Footage by Jurisdiction



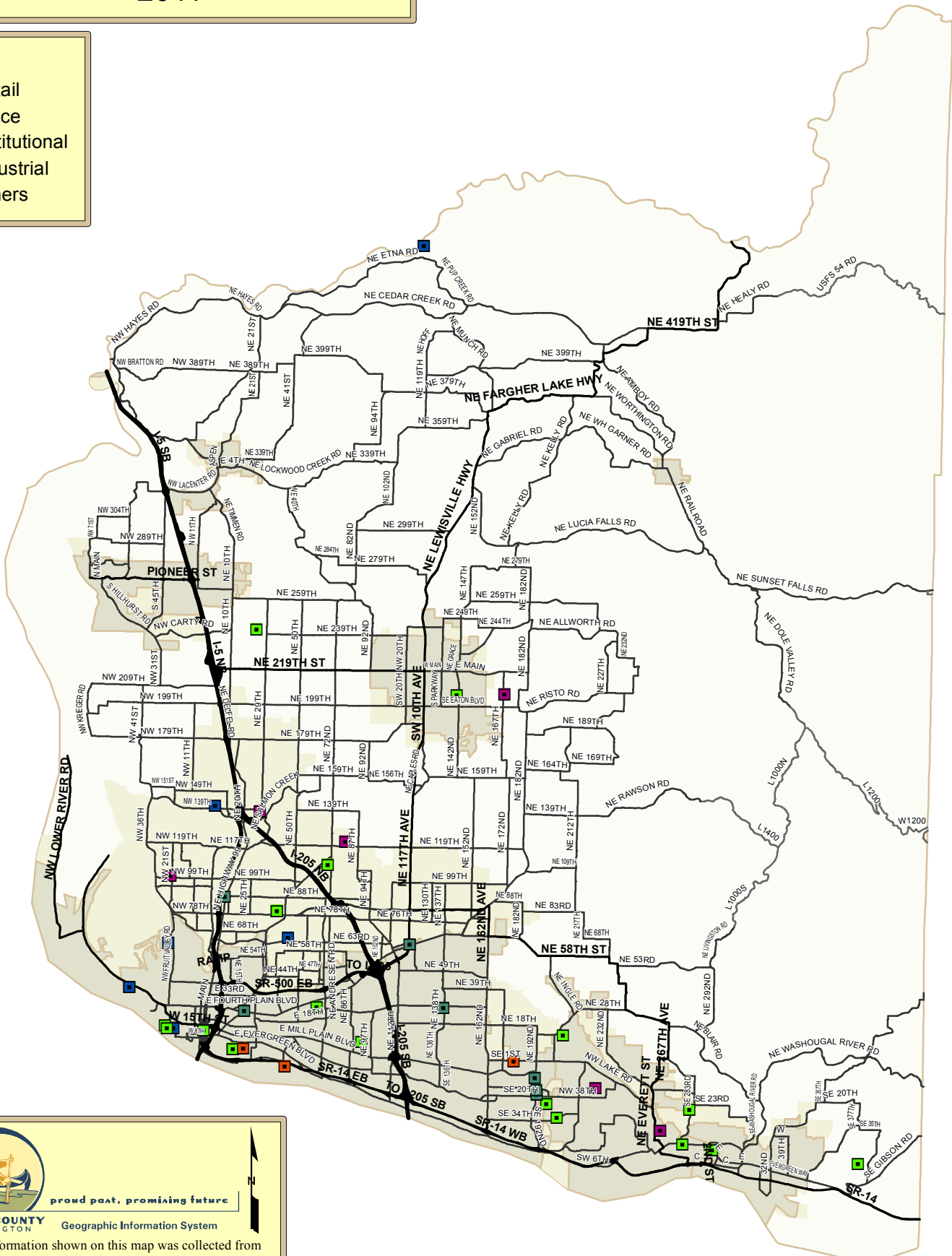
Non-Residential Square Footage by Type



Non-Residential Permit Summary 2011

KEY

- Retail
- Office
- Institutional
- Industrial
- Others



proud past, promising future

CLARK COUNTY
WASHINGTON Geographic Information System

NOTE: Information shown on this map was collected from several sources. Clark County accepts no responsibility for any inaccuracies that may be present.

0 11,500 23,000 46,000
Feet