

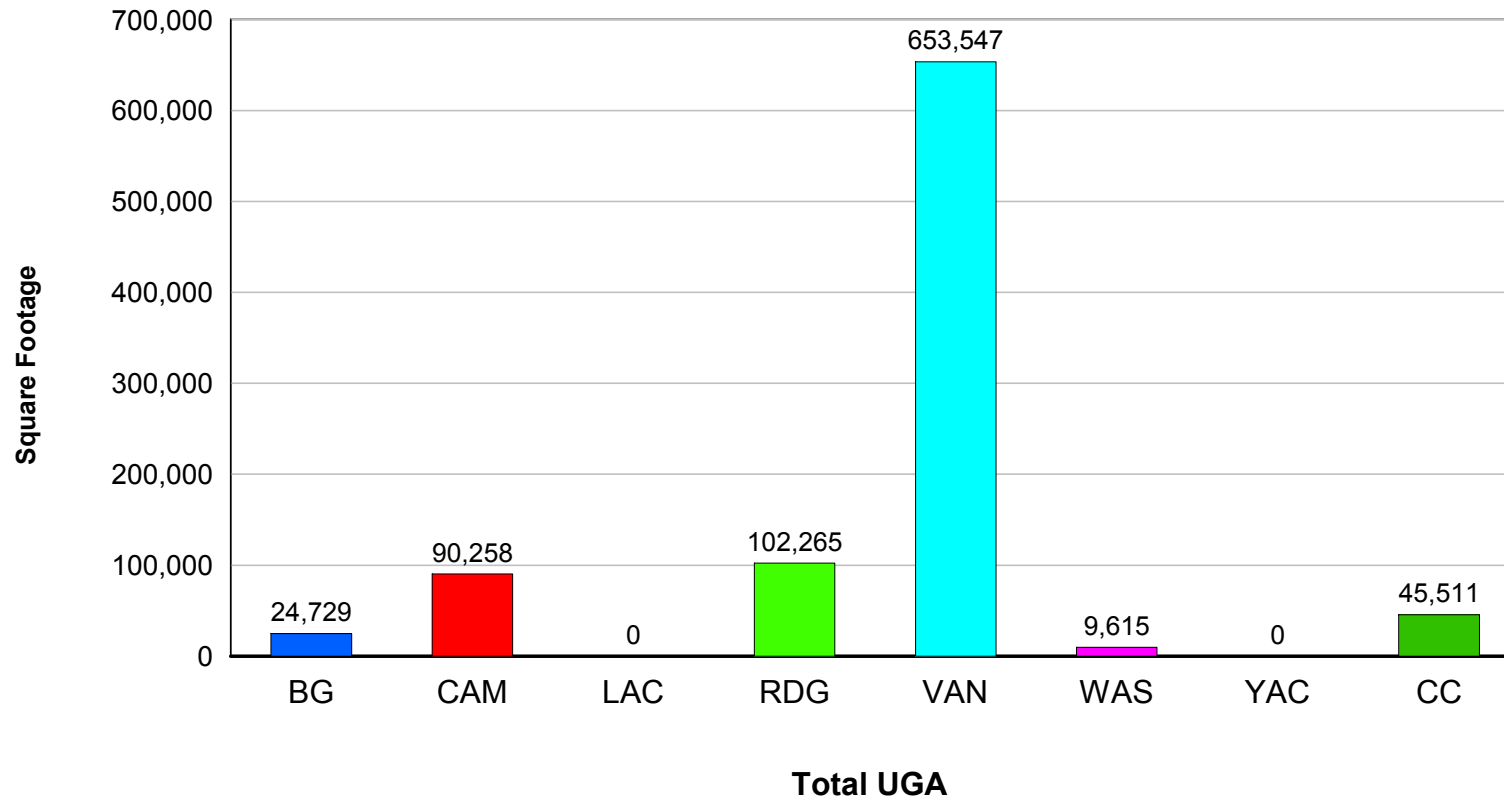
Non-Residential Summary

Reporting Period: 1/1/2014 - 12/31/2014

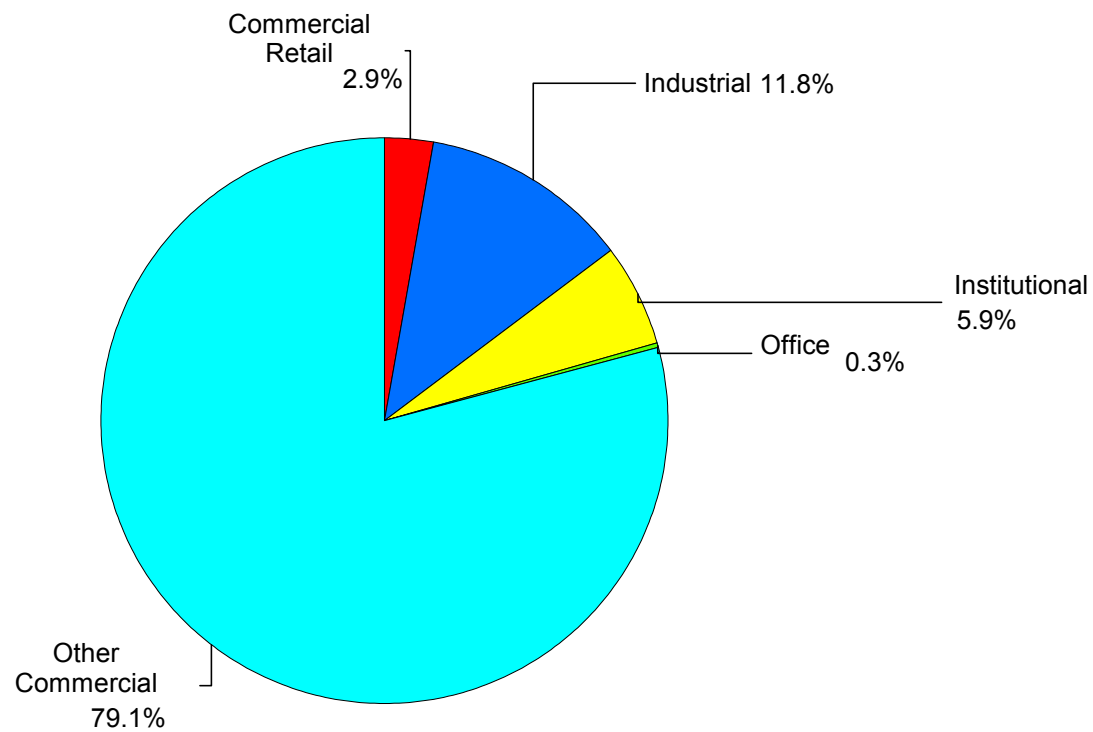
Jurisdiction	Retail		Office		Institutional		Industrial		Others		Total				
	No	SqFt	No	SqFt	No	SqFt	No	SqFt	No	SqFt	No	SqFt	Site ac.	CA ac.	FAR
Battle Ground	0	0	0	0	0	0	1	2,625	3	22,104	4	24,729	6.84	3.84	0.19
Battle Ground UGA	0	0	0	0	0	0	0	0	0	0	0	0	0.00	0.00	0.00
Sub Total	0	0	0	0	0	0	1	2,625	3	22,104	4	24,729	6.84	3.84	0.19
Camas	0	0	0	0	0	0	0	0	8	90,258	8	90,258	5.60	0.00	0.37
Camas UGA	0	0	0	0	0	0	0	0	0	0	0	0	0.00	0.00	0.00
Sub Total	0	0	0	0	0	0	0	0	8	90,258	8	90,258	5.60	0.00	0.37
La Center	0	0	0	0	0	0	0	0	0	0	0	0	0.00	0.00	0.00
La Center UGA	0	0	0	0	0	0	0	0	0	0	0	0	0.00	0.00	0.00
Sub Total	0	0	0	0	0	0	0	0	0	0	0	0	0.00	0.00	0.00
Ridgefield	0	0	0	0	0	0	0	0	2	102,265	2	102,265	13.77	1.00	0.18
Ridgefield UGA	0	0	0	0	0	0	0	0	0	0	0	0	0.00	0.00	0.00
Sub Total	0	0	0	0	0	0	0	0	2	102,265	2	102,265	13.77	1.00	0.18
Vancouver	0	0	0	0	0	0	0	0	23	505,431	23	505,431	261.35	132.80	0.09
Vancouver UGA	7	26,977	1	3,149	4	10,532	5	104,054	3	3,404	20	148,116	62.23	13.61	0.07
Sub Total	7	26,977	1	3,149	4	10,532	5	104,054	26	508,835	43	653,547	323.58	146.41	0.08
Washougal	0	0	0	0	0	0	1	2,240	1	7,375	2	9,615	2.25	1.17	0.20
Washougal UGA	0	0	0	0	0	0	0	0	0	0	0	0	0.00	0.00	0.00
Sub Total	0	0	0	0	0	0	1	2,240	1	7,375	2	9,615	2.25	1.17	0.20
Yacolt	0	0	0	0	0	0	0	0	0	0	0	0	0.00	0.00	0.00
Yacolt UGA	0	0	0	0	0	0	0	0	0	0	0	0	0.00	0.00	0.00
Sub Total	0	0	0	0	0	0	0	0	0	0	0	0	0.00	0.00	0.00
Clark County (Rural)	0	0	0	0	3	43,986	0	0	1	1,525	4	45,511	32.79	9.25	0.04
Sub Total (Cities)	0	0	0	0	0	0	2	4,865	37	727,433	39	732,298	289.81	138.81	0.11
Sub Total (UGAs)	7	26,977	1	3,149	4	10,532	5	104,054	3	3,404	20	148,116	62.23	13.61	0.07
Sub Total (Urban)	7	26,977	1	3,149	4	10,532	7	108,919	40	730,837	59	880,414	352.04	152.42	0.10
Grand Total (Urban & Rural)	7	26,977	1	3,149	7	54,518	7	108,919	41	732,362	63	925,925	384.83	161.67	0.10

Note: This data contains jurisdictional permit information that has a 1-3% error rate for the total number of fully completed permits received.

Non-Residential Square Footage by Jurisdiction



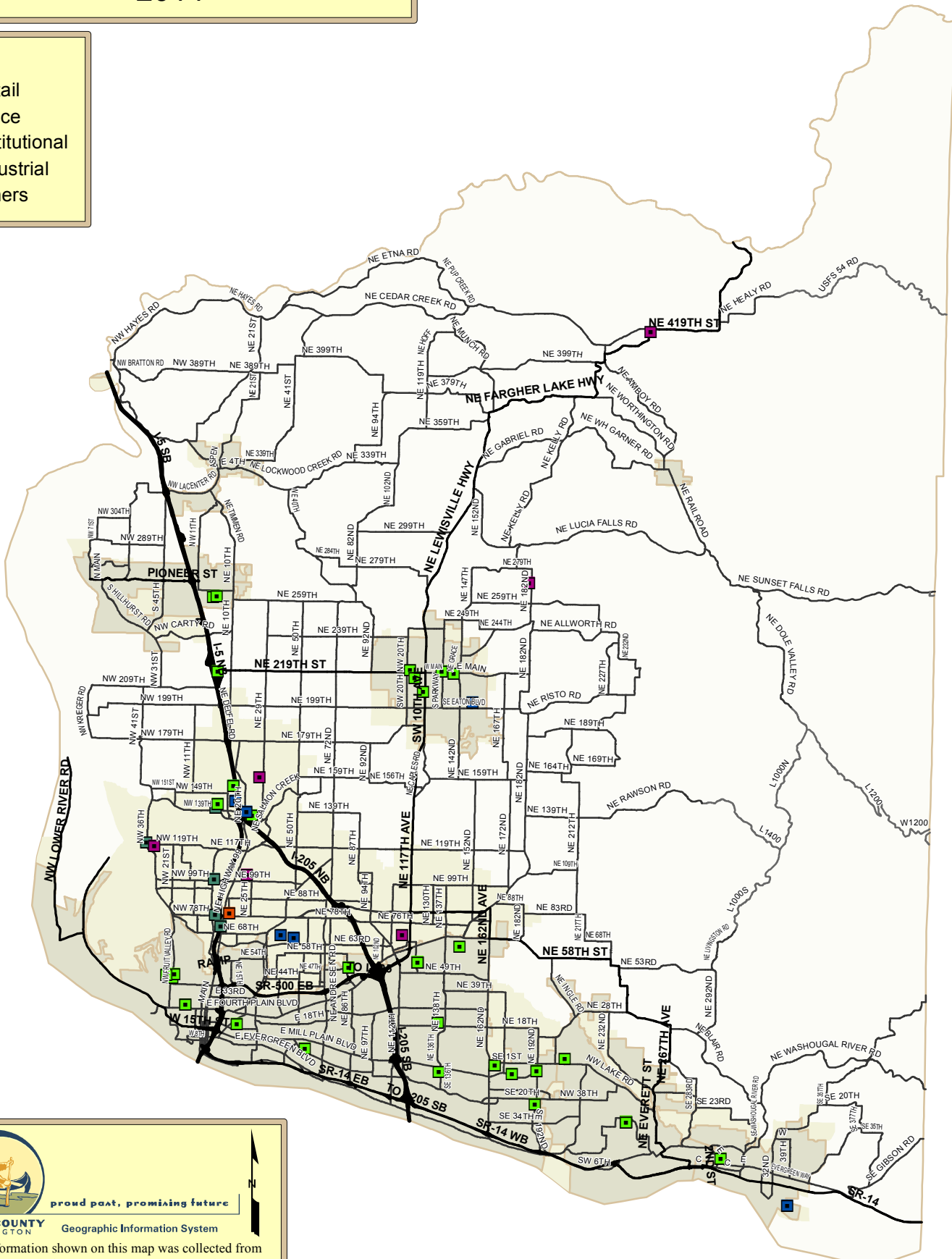
Non-Residential Square Footage by Type



Non-Residential Permit Summary 2014

KEY

- Retail
- Office
- Institutional
- Industrial
- Others



CLARK COUNTY
WASHINGTON Geographic Information System

NOTE: Information shown on this map was collected from several sources. Clark County accepts no responsibility for any inaccuracies that may be present.

0 11,500 23,000 46,000 Feet