

# Capital & Debt

## Capital and Debt

|                         | Budget             | FTEs       |
|-------------------------|--------------------|------------|
| CAD/800 Mhz replacement | 2,783,742          | 0.0        |
| Health Center           | 1,430,000          | 0.0        |
| Conservation Futures    | 10,421,362         | 0.0        |
| Debt Service            | 37,062,855         | 0.0        |
| Information Reserve     | 2,960,248          | 0.0        |
| Park Impact Fees        | 7,399,292          | 0.0        |
| Real Estate Excise Tax  | 33,681,627         | 0.0        |
| Traffic Impact Fees     | 23,159,886         | 0.0        |
| <b>Total</b>            | <b>118,899,012</b> | <b>0.0</b> |

*No FTE reside in the Capital & Debt function. The \$118.9 million budget represents 12.5% of the total County budget for 2009-2010.*

## Summary

This category includes capital purchased through restricted capital funds. Capital funds are established to record and report on specific items. This includes the construction of new buildings, purchased of information technology, real estate excise taxes for capital related to the county's comprehensive plan, conservation futures, and debt service on general obligation bonds.

Park Impact Fees and Traffic Impact Fees are also included, however, these departments serve as pass-through accounts. Park Impact Fees and a portion of the Traffic Impact Fees are transferred to the City of Vancouver. The remaining Traffic Impact Fees are transferred to the County's Public Work department.

Conservation Futures is collected through a property tax levy and is dedicated to acquisition of open space parks.

## Current Issues

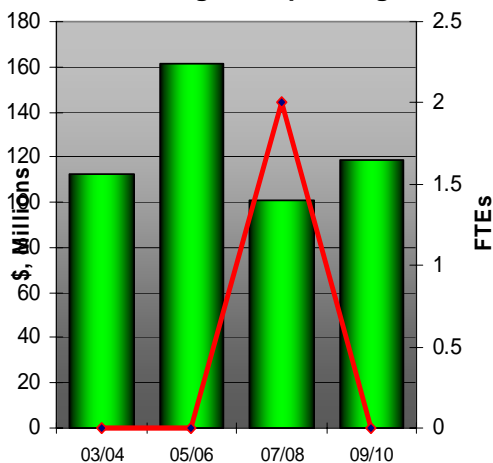
After peaking to a high of approximately \$160 million in 2005/2006, capital purchases have returned to an average of \$100 to \$120 million. This is consistent with prior biennia. In 2005/2006 two large projects included the Center for Community Health and the Exhibit Hall.

The current biennium reflects funds allocated for the preservation of open space as reported under Conservation Futures and the completion of the Assessor/Treasurer System.

Traffic and Park Impact fees are pass through categories which pay for the construction of new roads and the acquisition of and development of park land.

Real Estate Excise taxes have been dedicated to the payment of general obligation bonds associated with campus buildings constructed as part of the capital facilities element of the comprehensive growth plan

## Staffing and Spending



# Building Construction

\$0

## Department Detail:

### 2004 \$11.5 M GO Bond -- Fairgrounds

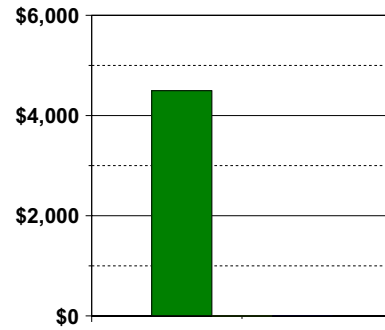
\$0

2004 \$11.5 M GO Bond -- Fairgrounds

| <u>Department Expenditures</u>      | <u>Actual 2005/2006</u> | <u>Actual 2007/2008</u> | <u>Budget 2009/2010</u> |
|-------------------------------------|-------------------------|-------------------------|-------------------------|
| Capital Expenditures                | \$4,476,999             | \$0                     | \$0                     |
| Professional Services               | \$19,297                | \$0                     | \$0                     |
| Debt Service and Interest           | \$0                     | \$0                     | \$0                     |
| <b>Dept Total:</b>                  | <b>\$4,496,296</b>      | <b>\$0</b>              | <b>\$0</b>              |
| <b>%Change from previous period</b> |                         | <b>-100.00%</b>         | <b>0.00%</b>            |

| <u>Staffing (FTE's)</u> | <u>Actual 2005/2006</u> | <u>Actual 2007/2008</u> | <u>Budget 2009/2010</u> |
|-------------------------|-------------------------|-------------------------|-------------------------|
| Full Time Equivalents   | 0.00                    | 0.00                    | 0.00                    |

Expenditure History (\$ in thousands)



| Actual 2005/2006 | Actual 2007/2008 | Budget 2009/2010 |
|------------------|------------------|------------------|
| 4,496.296        | 0                | 0                |

| <u>Program Expenditures</u>          | <u>Actual 2005/2006</u> | <u>Actual 2007/2008</u> | <u>Budget 2009/2010</u> |
|--------------------------------------|-------------------------|-------------------------|-------------------------|
| 2004 \$11.5 M GO Bond -- Fairgrounds | \$4,496,296             | \$0                     | \$0                     |
| <b>Dept Total:</b>                   | <b>\$4,496,296</b>      | <b>\$0</b>              | <b>\$0</b>              |
| <b>%Change from previous period:</b> | <b>-100.00%</b>         | <b>0.00%</b>            | <b>0.00%</b>            |

## Department Detail:

### Building Construction

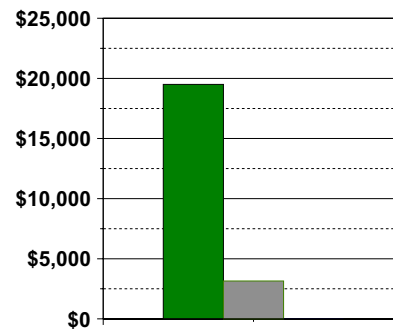
\$0

This fund and department have been established to allow for and track the reserves and construction costs for major building construction projects.

| <u>Department Expenditures</u>      | <u>Actual 2005/2006</u> | <u>Actual 2007/2008</u> | <u>Budget 2009/2010</u> |
|-------------------------------------|-------------------------|-------------------------|-------------------------|
| Capital Expenditures                | \$319                   | \$0                     | \$0                     |
| Debt Service and Interest           | \$15,774,711            | \$0                     | \$0                     |
| Transfers                           | \$3,729,128             | \$3,156,970             | \$0                     |
| Other Services                      | \$0                     | \$0                     | \$0                     |
| Professional Services               | \$0                     | \$0                     | \$0                     |
| <b>Dept Total:</b>                  | <b>\$19,504,157</b>     | <b>\$3,156,970</b>      | <b>\$0</b>              |
| <b>%Change from previous period</b> |                         | <b>-83.81%</b>          | <b>-100.00%</b>         |

| <u>Staffing (FTE's)</u> | <u>Actual 2005/2006</u> | <u>Actual 2007/2008</u> | <u>Budget 2009/2010</u> |
|-------------------------|-------------------------|-------------------------|-------------------------|
| Full Time Equivalents   | 0.00                    | 0.00                    | 0.00                    |

Expenditure History (\$ in thousands)



| Actual 2005/2006 | Actual 2007/2008 | Budget 2009/2010 |
|------------------|------------------|------------------|
| 19,504.157       | 3,156.970        | 0                |

| <u>Program Expenditures</u>          | <u>Actual 2005/2006</u> | <u>Actual 2007/2008</u> | <u>Budget 2009/2010</u> |
|--------------------------------------|-------------------------|-------------------------|-------------------------|
| Building Construction                | \$19,504,157            | \$3,156,970             | \$0                     |
| <b>Dept Total:</b>                   | <b>\$19,504,157</b>     | <b>\$3,156,970</b>      | <b>\$0</b>              |
| <b>%Change from previous period:</b> | <b>-83.81%</b>          | <b>-100.00%</b>         | <b>-100.00%</b>         |

**Department Detail:**

**Building Construction - 1999 \$3M GO Bonds**

**\$0**

In 1999, the County issued \$3 million in LTGO's for a combined Fire/Sheriff Facility. This department accounts for the Fire Districts obligation for there 55% of the debt. Transfer to Fund 2914

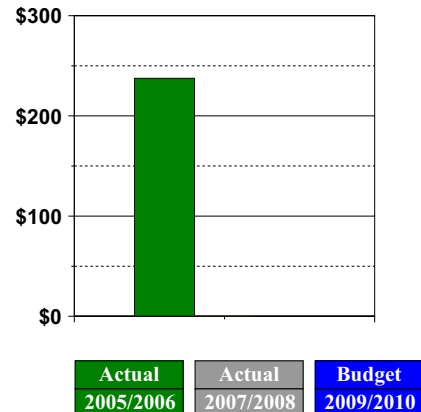
**Department Goals**

- To meet debt service obligations

| <u>Department Expenditures</u>      | <u>Actual 2005/2006</u> | <u>Actual 2007/2008</u> | <u>Budget 2009/2010</u> |
|-------------------------------------|-------------------------|-------------------------|-------------------------|
| Capital Expenditures                | \$0                     | \$0                     | \$0                     |
| Transfers                           | \$237,590               | \$0                     | \$0                     |
| Debt Service and Interest           | \$0                     | \$0                     | \$0                     |
| <b>Dept Total:</b>                  | <b>\$237,590</b>        | <b>\$0</b>              | <b>\$0</b>              |
| <b>%Change from previous period</b> |                         | <b>-100.00%</b>         | <b>0.00%</b>            |

| <u>Staffing (FTE's)</u> | <u>Actual 2005/2006</u> | <u>Actual 2007/2008</u> | <u>Budget 2009/2010</u> |
|-------------------------|-------------------------|-------------------------|-------------------------|
| Full Time Equivalents   | 0.00                    | 0.00                    | 0.00                    |

Expenditure History (\$ in thousands)



| <u>Program Expenditures</u>          | <u>Actual 2005/2006</u> | <u>Actual 2007/2008</u> | <u>Budget 2009/2010</u> |
|--------------------------------------|-------------------------|-------------------------|-------------------------|
| Fire/Sheriff Facility Funding        | \$237,590               | \$0                     | \$0                     |
| <b>Dept Total:</b>                   | <b>\$237,590</b>        | <b>\$0</b>              | <b>\$0</b>              |
| <b>%Change from previous period:</b> |                         | <b>-100.00%</b>         | <b>0.00%</b>            |

# Campus Development Fund

**\$2,783,742**

## Department Detail:

### CAD/800 MHz System Replacement Fund

**\$2,783,742**

This fund set up for 2001/2002 accounts for the equipment replacement for CAD/E911 and 800 Mhz radio capital needs

#### Department Goals

- To provide ongoing equipment replacement

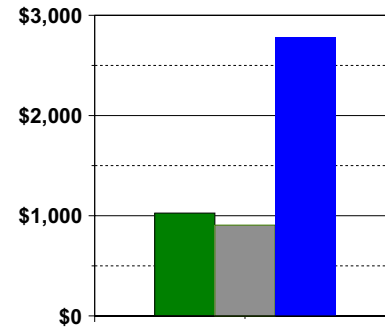
| <u>Department Expenditures</u> | <u>Actual 2005/2006</u> | <u>Actual 2007/2008</u> | <u>Budget 2009/2010</u> |
|--------------------------------|-------------------------|-------------------------|-------------------------|
| Supplies                       | \$0                     | \$0                     | \$0                     |
| Transfers                      | \$638,950               | \$635,850               | \$643,600               |
| Capital Expenditures           | \$387,814               | \$271,057               | \$2,140,142             |
| Professional Services          | \$0                     | \$0                     | \$0                     |
| Debt Service and Interest      | \$0                     | \$0                     | \$0                     |

**Dept Total: \$1,026,764      \$906,907      \$2,783,742**

**%Change from previous period: -11.67%      206.95%**

| <u>Staffing (FTE's)</u> | <u>Actual 2005/2006</u> | <u>Actual 2007/2008</u> | <u>Budget 2009/2010</u> |
|-------------------------|-------------------------|-------------------------|-------------------------|
| Full Time Equivalents   | 0.00                    | 0.00                    | 0.00                    |

#### Expenditure History (\$ in thousands)



| Actual 2005/2006 | Actual 2007/2008 | Budget 2009/2010 |
|------------------|------------------|------------------|
| \$1,026,764      | \$906,907        | \$2,783,742      |

| <u>Program Expenditures</u> | <u>Actual 2005/2006</u> | <u>Actual 2007/2008</u> | <u>Budget 2009/2010</u> |
|-----------------------------|-------------------------|-------------------------|-------------------------|
| Equipment Replacement       | \$1,026,764             | \$906,907               | \$2,783,742             |

**Dept Total: \$1,026,764      \$906,907      \$2,783,742**

**%Change from previous period: -11.67%      206.95%**

## Department Detail:

### Courthouse Annex Construction

**\$0**

This program accounts for Campus Development

#### Department Goals

- To provide support in the development of the campus for space needs

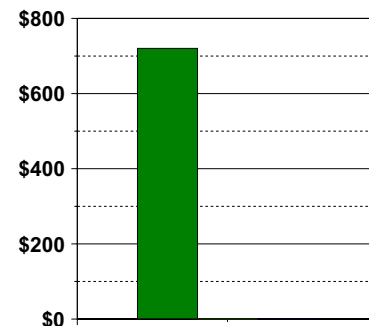
| <u>Department Expenditures</u> | <u>Actual 2005/2006</u> | <u>Actual 2007/2008</u> | <u>Budget 2009/2010</u> |
|--------------------------------|-------------------------|-------------------------|-------------------------|
| Debt Service and Interest      | \$0                     | \$0                     | \$0                     |
| Transfers                      | \$1,782                 | \$0                     | \$0                     |
| Capital Expenditures           | \$690,526               | \$0                     | \$0                     |
| Professional Services          | \$28,238                | \$0                     | \$0                     |
| Supplies                       | \$0                     | \$0                     | \$0                     |

**Dept Total: \$720,546      \$0      \$0**

**%Change from previous period: -100.00%      0.00%**

| <u>Staffing (FTE's)</u> | <u>Actual 2005/2006</u> | <u>Actual 2007/2008</u> | <u>Budget 2009/2010</u> |
|-------------------------|-------------------------|-------------------------|-------------------------|
| Full Time Equivalents   | 0.00                    | 0.00                    | 0.00                    |

#### Expenditure History (\$ in thousands)



| Actual 2005/2006 | Actual 2007/2008 | Budget 2009/2010 |
|------------------|------------------|------------------|
| \$720,546        | \$0              | \$0              |

| <u>Program Expenditures</u> | <u>Actual 2005/2006</u> | <u>Actual 2007/2008</u> | <u>Budget 2009/2010</u> |
|-----------------------------|-------------------------|-------------------------|-------------------------|
| Campus Development Fund     | \$720,546               | \$0                     | \$0                     |

**Dept Total: \$720,546      \$0      \$0**

**%Change from previous period: -100.00%      0.00%**

## Program Detail:

**Equipment Replacement**

Equipment Replacement

**\$2,783,742**

| <b><u>Actual</u></b>    | <b><u>Actual</u></b>    | <b><u>Actual</u></b>    | <b><u>Forecast</u></b>  |
|-------------------------|-------------------------|-------------------------|-------------------------|
| <b><u>2003/2004</u></b> | <b><u>2005/2006</u></b> | <b><u>2007/2008</u></b> | <b><u>2009/2010</u></b> |

# Campus Development Operating

**\$10,383,066**

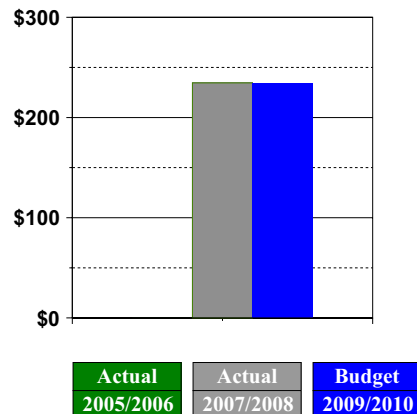
## Department Detail:

### 1999 \$3M GO Bonds

**\$233,499**

| <u>Department Expenditures</u>      | <u>Actual 2005/2006</u> | <u>Actual 2007/2008</u> | <u>Budget 2009/2010</u> |
|-------------------------------------|-------------------------|-------------------------|-------------------------|
| Transfers                           | \$0                     | \$234,614               | \$233,499               |
| <b>Dept Total:</b>                  | <b>\$0</b>              | <b>\$234,614</b>        | <b>\$233,499</b>        |
| <b>%Change from previous period</b> |                         | <b>0.00%</b>            | <b>-0.48%</b>           |
| <u>Staffing (FTE's)</u>             | <u>Actual 2005/2006</u> | <u>Actual 2007/2008</u> | <u>Budget 2009/2010</u> |
| Full Time Equivalents               | 0.00                    | 0.00                    | 0.00                    |

Expenditure History (\$ in thousands)



| <u>Program Expenditures</u>          | <u>Actual 2005/2006</u> | <u>Actual 2007/2008</u> | <u>Budget 2009/2010</u> |
|--------------------------------------|-------------------------|-------------------------|-------------------------|
| 1999 \$3M GO Bonds                   | \$0                     | \$234,614               | \$233,499               |
| <b>Dept Total:</b>                   | <b>\$0</b>              | <b>\$234,614</b>        | <b>\$233,499</b>        |
| <b>%Change from previous period:</b> |                         | <b>0.00%</b>            | <b>-0.48%</b>           |

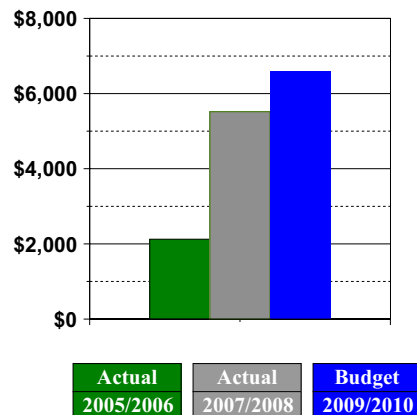
## Department Detail:

### Community Health Center

**\$6,578,128**

| <u>Department Expenditures</u>      | <u>Actual 2005/2006</u> | <u>Actual 2007/2008</u> | <u>Budget 2009/2010</u> |
|-------------------------------------|-------------------------|-------------------------|-------------------------|
| Transfers                           | \$2,124,621             | \$5,518,837             | \$6,578,128             |
| <b>Dept Total:</b>                  | <b>\$2,124,621</b>      | <b>\$5,518,837</b>      | <b>\$6,578,128</b>      |
| <b>%Change from previous period</b> |                         | <b>159.76%</b>          | <b>19.19%</b>           |
| <u>Staffing (FTE's)</u>             | <u>Actual 2005/2006</u> | <u>Actual 2007/2008</u> | <u>Budget 2009/2010</u> |
| Full Time Equivalents               | 0.00                    | 0.00                    | 0.00                    |

Expenditure History (\$ in thousands)



| <u>Program Expenditures</u>          | <u>Actual 2005/2006</u> | <u>Actual 2007/2008</u> | <u>Budget 2009/2010</u> |
|--------------------------------------|-------------------------|-------------------------|-------------------------|
| Community Health Center              | \$2,124,621             | \$5,518,837             | \$6,578,128             |
| <b>Dept Total:</b>                   | <b>\$2,124,621</b>      | <b>\$5,518,837</b>      | <b>\$6,578,128</b>      |
| <b>%Change from previous period:</b> |                         | <b>159.76%</b>          | <b>19.19%</b>           |

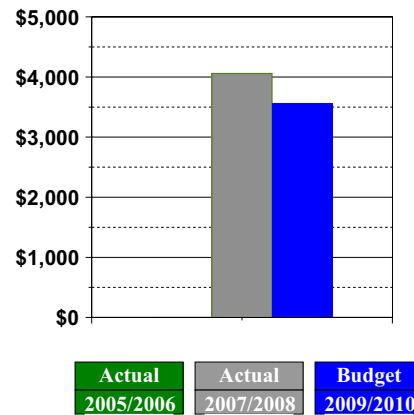
**Department Detail:**  
**Public Service Center**

**\$3,571,439**

| <u>Department Expenditures</u>      | <u>Actual 2005/2006</u> | <u>Actual 2007/2008</u>   | <u>Budget 2009/2010</u>   |
|-------------------------------------|-------------------------|---------------------------|---------------------------|
| Transfers                           | \$0                     | \$4,059,635               | \$3,571,439               |
| <b>Dept Total:</b>                  | <b><u>\$0</u></b>       | <b><u>\$4,059,635</u></b> | <b><u>\$3,571,439</u></b> |
| <b>%Change from previous period</b> |                         | <b><u>0.00%</u></b>       | <b><u>-12.03%</u></b>     |

| <u>Staffing (FTE's)</u> | <u>Actual 2005/2006</u> | <u>Actual 2007/2008</u> | <u>Budget 2009/2010</u> |
|-------------------------|-------------------------|-------------------------|-------------------------|
| Full Time Equivalents   | 0.00                    | 0.00                    | 0.00                    |

Expenditure History (\$ in thousands)



| <u>Program Expenditures</u>          | <u>Actual 2005/2006</u> | <u>Actual 2007/2008</u>   | <u>Budget 2009/2010</u>   |
|--------------------------------------|-------------------------|---------------------------|---------------------------|
| Public Service Center                | \$0                     | \$4,059,635               | \$3,571,439               |
| <b>Dept Total:</b>                   | <b><u>\$0</u></b>       | <b><u>\$4,059,635</u></b> | <b><u>\$3,571,439</u></b> |
| <b>%Change from previous period:</b> |                         | <b><u>0.00%</u></b>       | <b><u>-12.03%</u></b>     |

**Program Detail:**  
**Public Service Center**

**\$3,571,439**

| <u>Actual 2003/2004</u> | <u>Actual 2005/2006</u> | <u>Actual 2007/2008</u> | <u>Forecast 2009/2010</u> |
|-------------------------|-------------------------|-------------------------|---------------------------|
|                         |                         |                         |                           |

**Program Detail:**  
**Community Health Center**

**\$6,578,128**

| <u>Actual 2003/2004</u> | <u>Actual 2005/2006</u> | <u>Actual 2007/2008</u> | <u>Forecast 2009/2010</u> |
|-------------------------|-------------------------|-------------------------|---------------------------|
|                         |                         |                         |                           |

**Program Detail:**  
**1999 \$3M GO Bonds**

**\$233,499**

| <u>Actual 2003/2004</u> | <u>Actual 2005/2006</u> | <u>Actual 2007/2008</u> | <u>Forecast 2009/2010</u> |
|-------------------------|-------------------------|-------------------------|---------------------------|
|                         |                         |                         |                           |

# Capital Acquisitions

\$23,017,857

## Department Detail:

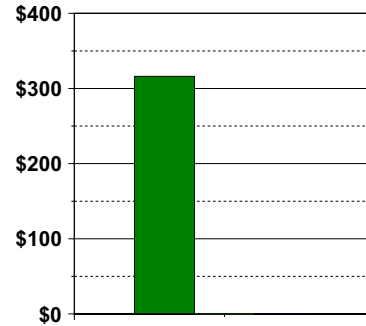
### Capital - Auditor

\$0

| <u>Department Expenditures</u>      | <u>Actual 2005/2006</u> | <u>Actual 2007/2008</u> | <u>Budget 2009/2010</u> |
|-------------------------------------|-------------------------|-------------------------|-------------------------|
| Capital Expenditures                | \$0                     | \$0                     | \$0                     |
| Transfers                           | \$316,120               | \$0                     | \$0                     |
| Other Services                      | \$0                     | \$0                     | \$0                     |
| <b>Dept Total:</b>                  | <b>\$316,120</b>        | <b>\$0</b>              | <b>\$0</b>              |
| <b>%Change from previous period</b> |                         | <b>-100.00%</b>         | <b>0.00%</b>            |

| <u>Staffing (FTE's)</u> | <u>Actual 2005/2006</u> | <u>Actual 2007/2008</u> | <u>Budget 2009/2010</u> |
|-------------------------|-------------------------|-------------------------|-------------------------|
| Full Time Equivalents   | 0.00                    | 0.00                    | 0.00                    |

Expenditure History (\$ in thousands)



| <u>Actual 2005/2006</u> | <u>Actual 2007/2008</u> | <u>Budget 2009/2010</u> |
|-------------------------|-------------------------|-------------------------|
| 316.12                  | 0                       | 0                       |

| <u>Program Expenditures</u>          | <u>Actual 2005/2006</u> | <u>Actual 2007/2008</u> | <u>Budget 2009/2010</u> |
|--------------------------------------|-------------------------|-------------------------|-------------------------|
| Capital - Auditor                    | \$316,120               | \$0                     | \$0                     |
| <b>Dept Total:</b>                   | <b>\$316,120</b>        | <b>\$0</b>              | <b>\$0</b>              |
| <b>%Change from previous period:</b> | <b>-100.00%</b>         | <b>0.00%</b>            | <b>0.00%</b>            |

## Department Detail:

### Economic Development REET II

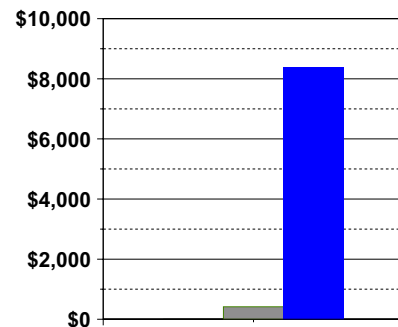
\$8,401,000

The BOCC created a new fund to account for part of the REET II that was extended in 2002 to promote economic development through capital improvements related to roads, parks, water, and sewer systems and other improvements that mitigate the impacts of residential, industrial, and commercial growth.

| <u>Department Expenditures</u>      | <u>Actual 2005/2006</u> | <u>Actual 2007/2008</u> | <u>Budget 2009/2010</u> |
|-------------------------------------|-------------------------|-------------------------|-------------------------|
| Transfers                           | \$0                     | \$0                     | \$401,000               |
| Capital Expenditures                | \$0                     | \$415,726               | \$8,000,000             |
| <b>Dept Total:</b>                  | <b>\$0</b>              | <b>\$415,726</b>        | <b>\$8,401,000</b>      |
| <b>%Change from previous period</b> |                         | <b>0.00%</b>            | <b>1920.80%</b>         |

| <u>Staffing (FTE's)</u> | <u>Actual 2005/2006</u> | <u>Actual 2007/2008</u> | <u>Budget 2009/2010</u> |
|-------------------------|-------------------------|-------------------------|-------------------------|
| Full Time Equivalents   | 0.00                    | 0.00                    | 0.00                    |

Expenditure History (\$ in thousands)



| <u>Actual 2005/2006</u> | <u>Actual 2007/2008</u> | <u>Budget 2009/2010</u> |
|-------------------------|-------------------------|-------------------------|
| 0                       | 415.726                 | 8401                    |

| <u>Program Expenditures</u>          | <u>Actual 2005/2006</u> | <u>Actual 2007/2008</u> | <u>Budget 2009/2010</u> |
|--------------------------------------|-------------------------|-------------------------|-------------------------|
| Economic Development                 | \$0                     | \$415,726               | \$8,401,000             |
| <b>Dept Total:</b>                   | <b>\$0</b>              | <b>\$415,726</b>        | <b>\$8,401,000</b>      |
| <b>%Change from previous period:</b> | <b>0.00%</b>            | <b>0.00%</b>            | <b>1920.80%</b>         |

**Department Detail:**

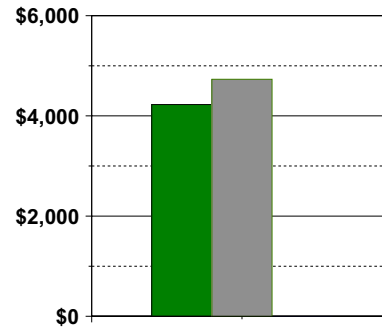
**Parks REET / County Regional**

**\$0**

This fund reflects the budget for parks development in county regional parks outside the urban growth areas of respective cities. The revenues for this fund are generated by the additional real estate excise tax (.25%) implemented in 1996.

Expenditure History (\$ in thousands)

| <u>Department Expenditures</u>      | <u>Actual 2005/2006</u> | <u>Actual 2007/2008</u> | <u>Budget 2009/2010</u> |
|-------------------------------------|-------------------------|-------------------------|-------------------------|
| Transfers                           | \$4,207,020             | \$4,724,253             | \$0                     |
| Capital Expenditures                | \$19,276                | \$1,077                 | \$0                     |
| Professional Services               | \$0                     | \$7,195                 | \$0                     |
| <b>Dept Total:</b>                  | <b>\$4,226,295</b>      | <b>\$4,732,525</b>      | <b>\$0</b>              |
| <b>%Change from previous period</b> |                         | <b>11.98%</b>           | <b>-100.00%</b>         |



| <u>Actual 2005/2006</u> | <u>Actual 2007/2008</u> | <u>Budget 2009/2010</u> |
|-------------------------|-------------------------|-------------------------|
| \$4,226,295             | \$4,732,525             | \$0                     |

| <u>Program Expenditures</u>          | <u>Actual 2005/2006</u> | <u>Actual 2007/2008</u> | <u>Budget 2009/2010</u> |
|--------------------------------------|-------------------------|-------------------------|-------------------------|
| Parks / County Regional              | \$4,226,295             | \$4,732,525             | \$0                     |
| <b>Dept Total:</b>                   | <b>\$4,226,295</b>      | <b>\$4,732,525</b>      | <b>\$0</b>              |
| <b>%Change from previous period:</b> |                         | <b>11.98%</b>           | <b>-100.00%</b>         |

**Department Detail:**

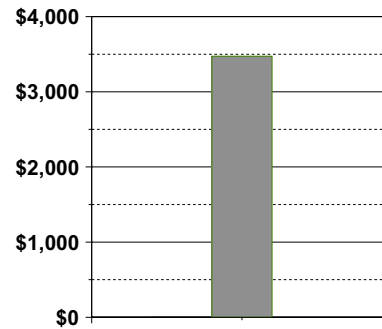
**Parks REET / County Urban**

**\$0**

This fund reflects the budget for parks development in county urban parks inside the urban growth areas of respective cities. The revenues for this fund are generated by the additional real estate excise tax (.25%) implemented in 1996.

Expenditure History (\$ in thousands)

| <u>Department Expenditures</u>      | <u>Actual 2005/2006</u> | <u>Actual 2007/2008</u> | <u>Budget 2009/2010</u> |
|-------------------------------------|-------------------------|-------------------------|-------------------------|
| Transfers                           | \$0                     | \$3,473,504             | \$0                     |
| <b>Dept Total:</b>                  | <b>\$0</b>              | <b>\$3,473,504</b>      | <b>\$0</b>              |
| <b>%Change from previous period</b> |                         | <b>0.00%</b>            | <b>-100.00%</b>         |



| <u>Actual 2005/2006</u> | <u>Actual 2007/2008</u> | <u>Budget 2009/2010</u> |
|-------------------------|-------------------------|-------------------------|
| \$0                     | \$3,473,504             | \$0                     |

| <u>Program Expenditures</u>          | <u>Actual 2005/2006</u> | <u>Actual 2007/2008</u> | <u>Budget 2009/2010</u> |
|--------------------------------------|-------------------------|-------------------------|-------------------------|
| Parks / County Urban                 | \$0                     | \$3,473,504             | \$0                     |
| <b>Dept Total:</b>                   | <b>\$0</b>              | <b>\$3,473,504</b>      | <b>\$0</b>              |
| <b>%Change from previous period:</b> |                         | <b>0.00%</b>            | <b>-100.00%</b>         |

**Department Detail:**

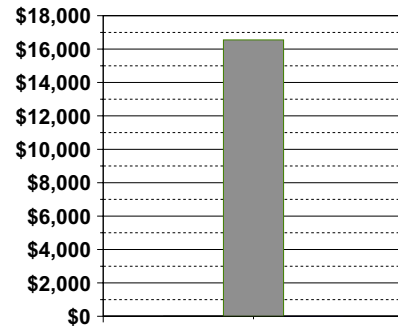
**Parks REET / Vancouver UGA**

**\$0**

This fund reflects the budget for parks development in urban parks with the urban growth areas of Vancouver. The revenues for this fund are generated by the additional real estate excise tax (.25%) implemented in 1996.

Expenditure History (\$ in thousands)

| <u>Department Expenditures</u>      | <u>Actual 2005/2006</u> | <u>Actual 2007/2008</u> | <u>Budget 2009/2010</u> |
|-------------------------------------|-------------------------|-------------------------|-------------------------|
| Transfers                           | \$0                     | \$16,550,576            | \$0                     |
| <b>Dept Total:</b>                  | <b>\$0</b>              | <b>\$16,550,576</b>     | <b>\$0</b>              |
| <b>%Change from previous period</b> |                         | <b>0.00%</b>            | <b>-100.00%</b>         |
| <u>Staffing (FTE's)</u>             | <u>Actual 2005/2006</u> | <u>Actual 2007/2008</u> | <u>Budget 2009/2010</u> |
| Full Time Equivalents               | 0.00                    | 0.00                    | 0.00                    |



| Actual 2005/2006 | Actual 2007/2008 | Budget 2009/2010 |
|------------------|------------------|------------------|
| 0                | 16,550.576       | 0                |

| <u>Program Expenditures</u>          | <u>Actual 2005/2006</u> | <u>Actual 2007/2008</u> | <u>Budget 2009/2010</u> |
|--------------------------------------|-------------------------|-------------------------|-------------------------|
| Parks REET / Vancouver UGA           | \$0                     | \$16,550,576            | \$0                     |
| <b>Dept Total:</b>                   | <b>\$0</b>              | <b>\$16,550,576</b>     | <b>\$0</b>              |
| <b>%Change from previous period:</b> |                         | <b>0.00%</b>            | <b>-100.00%</b>         |

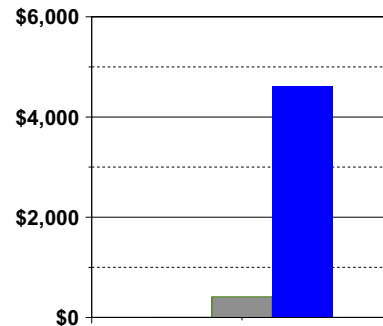
**Department Detail:**

**Regional REET Parks Fund**

**\$4,616,857**

| <u>Department Expenditures</u>      | <u>Actual 2005/2006</u> | <u>Actual 2007/2008</u> | <u>Budget 2009/2010</u> |
|-------------------------------------|-------------------------|-------------------------|-------------------------|
| Professional Services               | \$0                     | \$880                   | \$0                     |
| Transfers                           | \$0                     | \$411,316               | \$4,616,857             |
| <b>Dept Total:</b>                  | <b>\$0</b>              | <b>\$412,196</b>        | <b>\$4,616,857</b>      |
| <b>%Change from previous period</b> |                         | <b>0.00%</b>            | <b>1020.06%</b>         |
| <u>Staffing (FTE's)</u>             | <u>Actual 2005/2006</u> | <u>Actual 2007/2008</u> | <u>Budget 2009/2010</u> |
| Full Time Equivalents               | 0.00                    | 0.00                    | 0.00                    |

Expenditure History (\$ in thousands)



| Actual 2005/2006 | Actual 2007/2008 | Budget 2009/2010 |
|------------------|------------------|------------------|
| 0                | 412.196          | 4,616.857        |

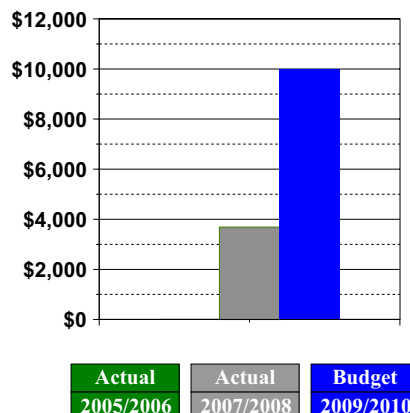
| <u>Program Expenditures</u>          | <u>Actual 2005/2006</u> | <u>Actual 2007/2008</u> | <u>Budget 2009/2010</u> |
|--------------------------------------|-------------------------|-------------------------|-------------------------|
| County Regional (70%)                | \$0                     | \$412,196               | \$4,616,857             |
| <b>Dept Total:</b>                   | <b>\$0</b>              | <b>\$412,196</b>        | <b>\$4,616,857</b>      |
| <b>%Change from previous period:</b> |                         | <b>0.00%</b>            | <b>1020.06%</b>         |

**Department Detail:**  
**Urban REET Parks Fund**

**\$10,000,000**

| <u>Department Expenditures</u>      | <u>Actual 2005/2006</u> | <u>Actual 2007/2008</u> | <u>Budget 2009/2010</u> |
|-------------------------------------|-------------------------|-------------------------|-------------------------|
| Transfers                           | \$0                     | \$3,690,876             | \$10,000,000            |
| <b>Dept Total:</b>                  | <b>\$0</b>              | <b>\$3,690,876</b>      | <b>\$10,000,000</b>     |
| <b>%Change from previous period</b> |                         | <b>0.00%</b>            | <b>170.94%</b>          |
| <u>Staffing (FTE's)</u>             | <u>Actual 2005/2006</u> | <u>Actual 2007/2008</u> | <u>Budget 2009/2010</u> |
| Full Time Equivalents               | 0.00                    | 0.00                    | 0.00                    |

Expenditure History (\$ in thousands)



| <u>Program Expenditures</u>          | <u>Actual 2005/2006</u> | <u>Actual 2007/2008</u> | <u>Budget 2009/2010</u> |
|--------------------------------------|-------------------------|-------------------------|-------------------------|
| Vancouver UGA                        | \$0                     | \$3,690,876             | \$10,000,000            |
| <b>Dept Total:</b>                   | <b>\$0</b>              | <b>\$3,690,876</b>      | <b>\$10,000,000</b>     |
| <b>%Change from previous period:</b> |                         | <b>0.00%</b>            | <b>170.94%</b>          |

**Program Detail:**  
**Economic Development**

**\$8,401,000**

| <u>Actual 2003/2004</u> | <u>Actual 2005/2006</u> | <u>Actual 2007/2008</u> | <u>Forecast 2009/2010</u> |
|-------------------------|-------------------------|-------------------------|---------------------------|
|                         |                         |                         |                           |

**Program Detail:**  
**Vancouver UGA**

**\$10,000,000**

| <u>Actual 2003/2004</u> | <u>Actual 2005/2006</u> | <u>Actual 2007/2008</u> | <u>Forecast 2009/2010</u> |
|-------------------------|-------------------------|-------------------------|---------------------------|
|                         |                         |                         |                           |

**Program Detail:**  
**County Regional (70%)**

**\$4,616,857**

| <u>Actual 2003/2004</u> | <u>Actual 2005/2006</u> | <u>Actual 2007/2008</u> | <u>Forecast 2009/2010</u> |
|-------------------------|-------------------------|-------------------------|---------------------------|
|                         |                         |                         |                           |

# Conservation Futures

**\$14,421,362**

## Department Detail:

### Conservation Futures

**\$7,000,000**

This fund reflects the budget for the Conservation Futures levy, a special property tax earmarked for the acquisition of open space. The tax rate is \$.0625/thousand. The tax revenues for this fund are dedicated to the debt service for the LTGO bond issued in 1994 for the acquisition of nineteen (19) properties.

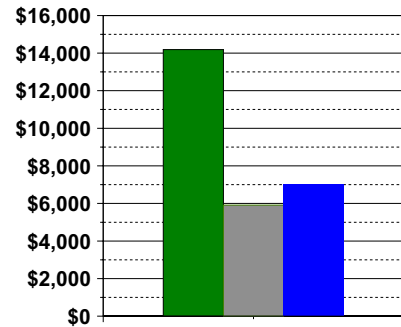
### Department Goals

- To meet debt service payments

| <u>Department Expenditures</u>      | <u>Actual 2005/2006</u> | <u>Actual 2007/2008</u> | <u>Budget 2009/2010</u> |
|-------------------------------------|-------------------------|-------------------------|-------------------------|
| Transfers                           | \$4,163,543             | \$5,600,542             | \$3,711,048             |
| Capital Expenditures                | -\$10,528               | \$305,000               | \$3,251,952             |
| Professional Services               | \$0                     | \$6,090                 | \$37,000                |
| Debt Service and Interest           | \$10,034,856            | \$0                     | \$0                     |
| <b>Dept Total:</b>                  | <b>\$14,187,871</b>     | <b>\$5,911,632</b>      | <b>\$7,000,000</b>      |
| <b>%Change from previous period</b> |                         | <b>-58.33%</b>          | <b>18.41%</b>           |

| <u>Staffing (FTE's)</u> | <u>Actual 2005/2006</u> | <u>Actual 2007/2008</u> | <u>Budget 2009/2010</u> |
|-------------------------|-------------------------|-------------------------|-------------------------|
| Full Time Equivalents   | 0.00                    | 0.00                    | 0.00                    |

Expenditure History (\$ in thousands)



| Actual 2005/2006 | Actual 2007/2008 | Budget 2009/2010 |
|------------------|------------------|------------------|
| 14,187.871       | 5,911.632        | 7,000.000        |

| <u>Program Expenditures</u>          | <u>Actual 2005/2006</u> | <u>Actual 2007/2008</u> | <u>Budget 2009/2010</u> |
|--------------------------------------|-------------------------|-------------------------|-------------------------|
| Conservation Futures                 | \$14,187,871            | \$5,911,632             | \$7,000,000             |
| <b>Dept Total:</b>                   | <b>\$14,187,871</b>     | <b>\$5,911,632</b>      | <b>\$7,000,000</b>      |
| <b>%Change from previous period:</b> |                         | <b>-58.33%</b>          | <b>18.41%</b>           |

## Department Detail:

### Conservation Futures Bonds

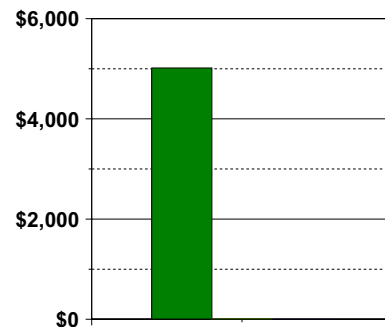
**\$0**

Conservation Futures Bonds

| <u>Department Expenditures</u>      | <u>Actual 2005/2006</u> | <u>Actual 2007/2008</u> | <u>Budget 2009/2010</u> |
|-------------------------------------|-------------------------|-------------------------|-------------------------|
| Debt Service and Interest           | \$25,500                | \$0                     | \$0                     |
| Capital Expenditures                | \$4,991,094             | \$8,234                 | \$0                     |
| <b>Dept Total:</b>                  | <b>\$5,016,594</b>      | <b>\$8,234</b>          | <b>\$0</b>              |
| <b>%Change from previous period</b> |                         | <b>-99.84%</b>          | <b>-100.00%</b>         |

| <u>Staffing (FTE's)</u> | <u>Actual 2005/2006</u> | <u>Actual 2007/2008</u> | <u>Budget 2009/2010</u> |
|-------------------------|-------------------------|-------------------------|-------------------------|
| Full Time Equivalents   | 0.00                    | 0.00                    | 0.00                    |

Expenditure History (\$ in thousands)



| Actual 2005/2006 | Actual 2007/2008 | Budget 2009/2010 |
|------------------|------------------|------------------|
| 5,016.594        | 8.234            | 0.000            |

| <u>Program Expenditures</u>          | <u>Actual 2005/2006</u> | <u>Actual 2007/2008</u> | <u>Budget 2009/2010</u> |
|--------------------------------------|-------------------------|-------------------------|-------------------------|
| Conservation Futures Bonds           | \$5,016,594             | \$8,234                 | \$0                     |
| <b>Dept Total:</b>                   | <b>\$5,016,594</b>      | <b>\$8,234</b>          | <b>\$0</b>              |
| <b>%Change from previous period:</b> |                         | <b>-99.84%</b>          | <b>-100.00%</b>         |

**Department Detail:**

**Conservation Futures II**

**\$3,421,362**

This budget accounts for the Conservation Futures levy, a special property tax earmarked for the acquisition of open space. The tax rate is \$.0625/thousand. The tax revenues for this fund are dedicated to the debt service for the LTGO bond issued in 1998 for the acquisition of nineteen (19) properties.

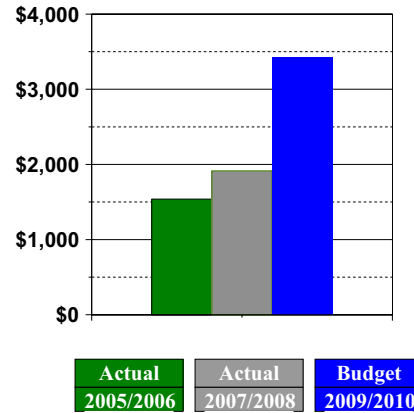
**Department Goals**

- To acquire open space to preserve recreational opportunities

| <u>Department Expenditures</u>      | <u>Actual 2005/2006</u> | <u>Actual 2007/2008</u> | <u>Budget 2009/2010</u> |
|-------------------------------------|-------------------------|-------------------------|-------------------------|
| Capital Expenditures                | \$1,538,887             | \$0                     | \$3,421,362             |
| Professional Services               | \$0                     | \$0                     | \$0                     |
| Debt Service and Interest           | \$0                     | \$0                     | \$0                     |
| Transfers                           | \$460                   | \$1,915,630             | \$0                     |
| <b>Dept Total:</b>                  | <b>\$1,539,347</b>      | <b>\$1,915,630</b>      | <b>\$3,421,362</b>      |
| <b>%Change from previous period</b> |                         | <b>24.44%</b>           | <b>78.60%</b>           |

| <u>Staffing (FTE's)</u> | <u>Actual 2005/2006</u> | <u>Actual 2007/2008</u> | <u>Budget 2009/2010</u> |
|-------------------------|-------------------------|-------------------------|-------------------------|
| Full Time Equivalents   | 0.00                    | 0.00                    | 0.00                    |

Expenditure History (\$ in thousands)



| <u>Program Expenditures</u>          | <u>Actual 2005/2006</u> | <u>Actual 2007/2008</u> | <u>Budget 2009/2010</u> |
|--------------------------------------|-------------------------|-------------------------|-------------------------|
| Conservation Futures II              | \$1,539,347             | \$1,915,630             | \$3,421,362             |
| <b>Dept Total:</b>                   | <b>\$1,539,347</b>      | <b>\$1,915,630</b>      | <b>\$3,421,362</b>      |
| <b>%Change from previous period:</b> |                         | <b>24.44%</b>           | <b>78.60%</b>           |

**Program Detail:**

**Conservation Futures**

**\$7,000,000**

This budget accounts for the Conservation Futures levy, a special property tax earmarked for the acquisition of open space. The tax rate is \$.0625/thousand.

| <u>Actual 2003/2004</u> | <u>Actual 2005/2006</u> | <u>Actual 2007/2008</u> | <u>Forecast 2009/2010</u> |
|-------------------------|-------------------------|-------------------------|---------------------------|
|                         |                         |                         |                           |

**Program Detail:**

**Conservation Futures II**

**\$3,421,362**

This budget accounts for the Conservation Futures levy, a special property tax earmarked for the acquisition of open space. The tax rate is \$.0625/thousand.

| <u>Actual 2003/2004</u> | <u>Actual 2005/2006</u> | <u>Actual 2007/2008</u> | <u>Forecast 2009/2010</u> |
|-------------------------|-------------------------|-------------------------|---------------------------|
|                         |                         |                         |                           |

## Debt Service

\$25,394,789

### Department Detail:

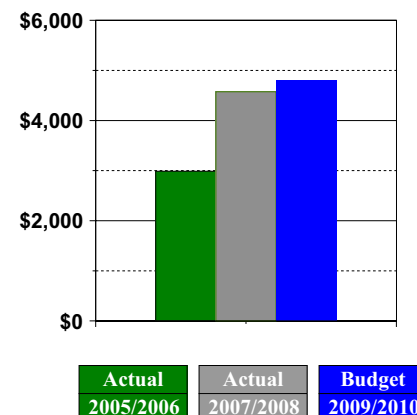
#### 2001 GO Bonds-Campus Development

\$4,797,426

2001 LTGO's

| <u>Department Expenditures</u>      | <u>Actual 2005/2006</u> | <u>Actual 2007/2008</u> | <u>Budget 2009/2010</u> |
|-------------------------------------|-------------------------|-------------------------|-------------------------|
| Debt Service and Interest           | \$2,988,041             | \$4,573,988             | \$4,797,426             |
| <b>Dept Total:</b>                  | <b>\$2,988,041</b>      | <b>\$4,573,988</b>      | <b>\$4,797,426</b>      |
| <b>%Change from previous period</b> |                         | <b>53.08%</b>           | <b>4.88%</b>            |
| <u>Staffing (FTE's)</u>             | <u>Actual 2005/2006</u> | <u>Actual 2007/2008</u> | <u>Budget 2009/2010</u> |
| Full Time Equivalents               | 0.00                    | 0.00                    | 0.00                    |

Expenditure History (\$ in thousands)



| <u>Program Expenditures</u>          | <u>Actual 2005/2006</u> | <u>Actual 2007/2008</u> | <u>Budget 2009/2010</u> |
|--------------------------------------|-------------------------|-------------------------|-------------------------|
| 2001 LTGO's                          | \$2,988,041             | \$4,573,988             | \$4,797,426             |
| <b>Dept Total:</b>                   | <b>\$2,988,041</b>      | <b>\$4,573,988</b>      | <b>\$4,797,426</b>      |
| <b>%Change from previous period:</b> |                         | <b>53.08%</b>           | <b>4.88%</b>            |

### Department Detail:

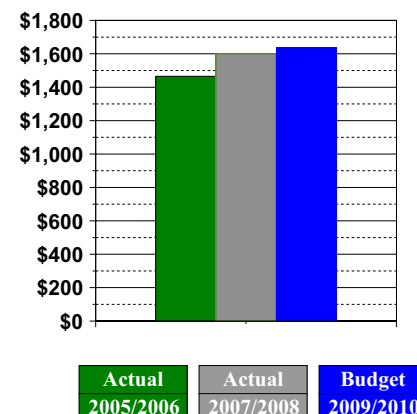
#### 2003 \$11.835 GO and Refunding Bonds

\$1,636,342

2003 \$11.835 GO and Refunding Bonds

| <u>Department Expenditures</u>      | <u>Actual 2005/2006</u> | <u>Actual 2007/2008</u> | <u>Budget 2009/2010</u> |
|-------------------------------------|-------------------------|-------------------------|-------------------------|
| Debt Service and Interest           | \$1,465,748             | \$1,600,192             | \$1,636,342             |
| <b>Dept Total:</b>                  | <b>\$1,465,748</b>      | <b>\$1,600,192</b>      | <b>\$1,636,342</b>      |
| <b>%Change from previous period</b> |                         | <b>9.17%</b>            | <b>2.26%</b>            |
| <u>Staffing (FTE's)</u>             | <u>Actual 2005/2006</u> | <u>Actual 2007/2008</u> | <u>Budget 2009/2010</u> |
| Full Time Equivalents               | 0.00                    | 0.00                    | 0.00                    |

Expenditure History (\$ in thousands)



| <u>Program Expenditures</u>          | <u>Actual 2005/2006</u> | <u>Actual 2007/2008</u> | <u>Budget 2009/2010</u> |
|--------------------------------------|-------------------------|-------------------------|-------------------------|
| 2003 \$11.835 GO and Refunding Bonds | \$1,465,748             | \$1,600,192             | \$1,636,342             |
| <b>Dept Total:</b>                   | <b>\$1,465,748</b>      | <b>\$1,600,192</b>      | <b>\$1,636,342</b>      |
| <b>%Change from previous period:</b> |                         | <b>9.17%</b>            | <b>2.26%</b>            |

**Department Detail:**

**2004- GO Bond-Fairgrounds Debt Svc**

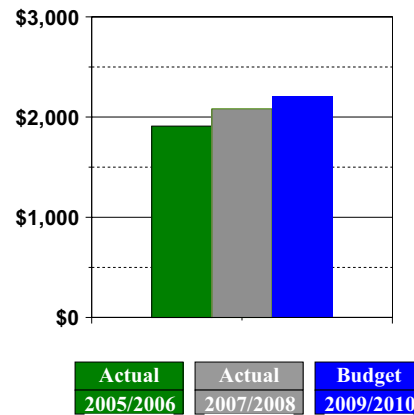
**\$2,205,300**

2004- GO Bond-Fairgrounds Debt Svc

| <u>Department Expenditures</u>      | <u>Actual 2005/2006</u> | <u>Actual 2007/2008</u> | <u>Budget 2009/2010</u> |
|-------------------------------------|-------------------------|-------------------------|-------------------------|
| Debt Service and Interest           | \$1,910,565             | \$2,083,050             | \$2,205,300             |
| <b>Dept Total:</b>                  | <b>\$1,910,565</b>      | <b>\$2,083,050</b>      | <b>\$2,205,300</b>      |
| <b>%Change from previous period</b> |                         | <b>9.03%</b>            | <b>5.87%</b>            |

| <u>Staffing (FTE's)</u> | <u>Actual 2005/2006</u> | <u>Actual 2007/2008</u> | <u>Budget 2009/2010</u> |
|-------------------------|-------------------------|-------------------------|-------------------------|
| Full Time Equivalents   | 0.00                    | 0.00                    | 0.00                    |

Expenditure History (\$ in thousands)



| <u>Program Expenditures</u>          | <u>Actual 2005/2006</u> | <u>Actual 2007/2008</u> | <u>Budget 2009/2010</u> |
|--------------------------------------|-------------------------|-------------------------|-------------------------|
| 2004- GO Bond-Fairgrounds Debt Svc   | \$1,910,565             | \$2,083,050             | \$2,205,300             |
| <b>Dept Total:</b>                   | <b>\$1,910,565</b>      | <b>\$2,083,050</b>      | <b>\$2,205,300</b>      |
| <b>%Change from previous period:</b> |                         | <b>9.03%</b>            | <b>5.87%</b>            |

**Department Detail:**

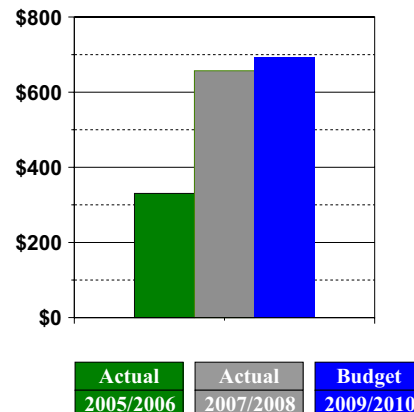
**2005 \$5.7M - GO Bonds**

**\$692,196**

| <u>Department Expenditures</u>      | <u>Actual 2005/2006</u> | <u>Actual 2007/2008</u> | <u>Budget 2009/2010</u> |
|-------------------------------------|-------------------------|-------------------------|-------------------------|
| Debt Service and Interest           | \$330,596               | \$656,995               | \$692,196               |
| <b>Dept Total:</b>                  | <b>\$330,596</b>        | <b>\$656,995</b>        | <b>\$692,196</b>        |
| <b>%Change from previous period</b> |                         | <b>98.73%</b>           | <b>5.36%</b>            |

| <u>Staffing (FTE's)</u> | <u>Actual 2005/2006</u> | <u>Actual 2007/2008</u> | <u>Budget 2009/2010</u> |
|-------------------------|-------------------------|-------------------------|-------------------------|
| Full Time Equivalents   | 0.00                    | 0.00                    | 0.00                    |

Expenditure History (\$ in thousands)



| <u>Program Expenditures</u>          | <u>Actual 2005/2006</u> | <u>Actual 2007/2008</u> | <u>Budget 2009/2010</u> |
|--------------------------------------|-------------------------|-------------------------|-------------------------|
| 2005 \$5.7M - GO Bonds               | \$330,596               | \$656,995               | \$692,196               |
| <b>Dept Total:</b>                   | <b>\$330,596</b>        | <b>\$656,995</b>        | <b>\$692,196</b>        |
| <b>%Change from previous period:</b> |                         | <b>98.73%</b>           | <b>5.36%</b>            |

**Department Detail:**

**CATS Debt Service**

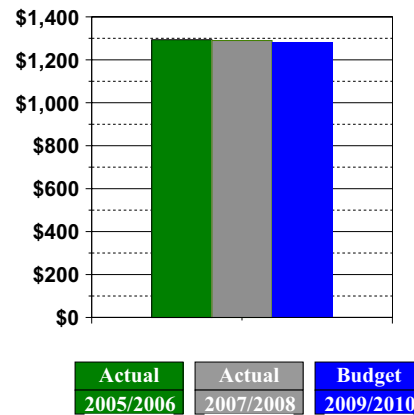
**\$1,285,000**

CATS Debt Service

| <u>Department Expenditures</u>      | <u>Actual 2005/2006</u> | <u>Actual 2007/2008</u> | <u>Budget 2009/2010</u> |
|-------------------------------------|-------------------------|-------------------------|-------------------------|
| Debt Service and Interest           | \$1,293,932             | \$1,290,000             | \$1,285,000             |
| <b>Dept Total:</b>                  | <b>\$1,293,932</b>      | <b>\$1,290,000</b>      | <b>\$1,285,000</b>      |
| <b>%Change from previous period</b> |                         | <b>-0.30%</b>           | <b>-0.39%</b>           |

| <u>Staffing (FTE's)</u> | <u>Actual 2005/2006</u> | <u>Actual 2007/2008</u> | <u>Budget 2009/2010</u> |
|-------------------------|-------------------------|-------------------------|-------------------------|
| Full Time Equivalents   | 0.00                    | 0.00                    | 0.00                    |

Expenditure History (\$ in thousands)



| <u>Program Expenditures</u>          | <u>Actual 2005/2006</u> | <u>Actual 2007/2008</u> | <u>Budget 2009/2010</u> |
|--------------------------------------|-------------------------|-------------------------|-------------------------|
| CATS Debt Service                    | \$1,293,932             | \$1,290,000             | \$1,285,000             |
| <b>Dept Total:</b>                   | <b>\$1,293,932</b>      | <b>\$1,290,000</b>      | <b>\$1,285,000</b>      |
| <b>%Change from previous period:</b> |                         | <b>-0.30%</b>           | <b>-0.39%</b>           |

**Department Detail:**

**Community Health Debt Service**

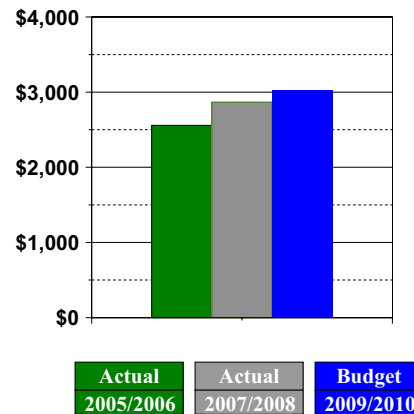
**\$3,026,276**

Community Health Debt Service

| <u>Department Expenditures</u>      | <u>Actual 2005/2006</u> | <u>Actual 2007/2008</u> | <u>Budget 2009/2010</u> |
|-------------------------------------|-------------------------|-------------------------|-------------------------|
| Debt Service and Interest           | \$2,558,257             | \$2,868,375             | \$3,026,276             |
| <b>Dept Total:</b>                  | <b>\$2,558,257</b>      | <b>\$2,868,375</b>      | <b>\$3,026,276</b>      |
| <b>%Change from previous period</b> |                         | <b>12.12%</b>           | <b>5.50%</b>            |

| <u>Staffing (FTE's)</u> | <u>Actual 2005/2006</u> | <u>Actual 2007/2008</u> | <u>Budget 2009/2010</u> |
|-------------------------|-------------------------|-------------------------|-------------------------|
| Full Time Equivalents   | 0.00                    | 0.00                    | 0.00                    |

Expenditure History (\$ in thousands)



| <u>Program Expenditures</u>          | <u>Actual 2005/2006</u> | <u>Actual 2007/2008</u> | <u>Budget 2009/2010</u> |
|--------------------------------------|-------------------------|-------------------------|-------------------------|
| Community Health Debt Service        | \$2,558,257             | \$2,868,375             | \$3,026,276             |
| <b>Dept Total:</b>                   | <b>\$2,558,257</b>      | <b>\$2,868,375</b>      | <b>\$3,026,276</b>      |
| <b>%Change from previous period:</b> |                         | <b>12.12%</b>           | <b>5.50%</b>            |

**Department Detail:**

**Con. Futures Debt Service**

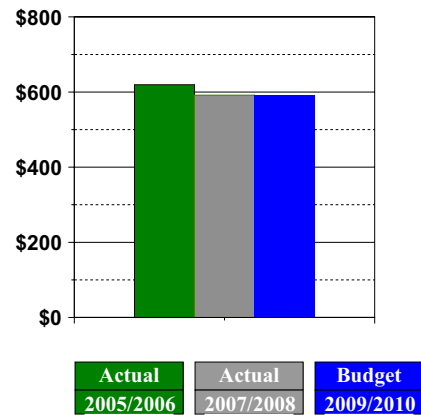
**\$591,726**

Con. Futures Debt Service

| <u>Department Expenditures</u>      | <u>Actual 2005/2006</u> | <u>Actual 2007/2008</u> | <u>Budget 2009/2010</u> |
|-------------------------------------|-------------------------|-------------------------|-------------------------|
| Debt Service and Interest           | \$619,668               | \$591,725               | \$591,726               |
| <b>Dept Total:</b>                  | <b><u>\$619,668</u></b> | <b><u>\$591,725</u></b> | <b><u>\$591,726</u></b> |
| <b>%Change from previous period</b> |                         | <b><u>-4.51%</u></b>    | <b><u>0.00%</u></b>     |

| <u>Staffing (FTE's)</u> | <u>Actual 2005/2006</u> | <u>Actual 2007/2008</u> | <u>Budget 2009/2010</u> |
|-------------------------|-------------------------|-------------------------|-------------------------|
| Full Time Equivalents   | 0.00                    | 0.00                    | 0.00                    |

Expenditure History (\$ in thousands)



| <u>Program Expenditures</u>          | <u>Actual 2005/2006</u> | <u>Actual 2007/2008</u> | <u>Budget 2009/2010</u> |
|--------------------------------------|-------------------------|-------------------------|-------------------------|
| Con. Futures Debt Service            | \$619,668               | \$591,725               | \$591,726               |
| <b>Dept Total:</b>                   | <b><u>\$619,668</u></b> | <b><u>\$591,725</u></b> | <b><u>\$591,726</u></b> |
| <b>%Change from previous period:</b> |                         | <b><u>-4.51%</u></b>    | <b><u>0.00%</u></b>     |

**Department Detail:**

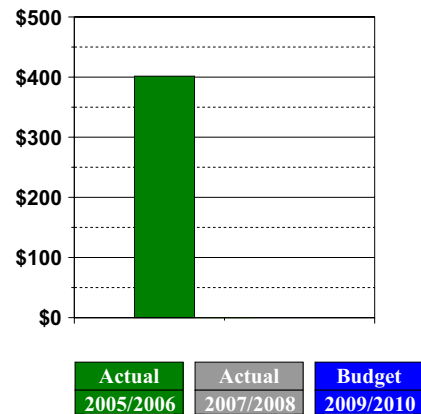
**General Obligation - 1992 Refund \$7.13**

**\$0**

| <u>Department Expenditures</u>      | <u>Actual 2005/2006</u> | <u>Actual 2007/2008</u> | <u>Budget 2009/2010</u> |
|-------------------------------------|-------------------------|-------------------------|-------------------------|
| Debt Service and Interest           | \$401,700               | \$0                     | \$0                     |
| <b>Dept Total:</b>                  | <b><u>\$401,700</u></b> | <b><u>\$0</u></b>       | <b><u>\$0</u></b>       |
| <b>%Change from previous period</b> |                         | <b><u>-100.00%</u></b>  | <b><u>0.00%</u></b>     |

| <u>Staffing (FTE's)</u> | <u>Actual 2005/2006</u> | <u>Actual 2007/2008</u> | <u>Budget 2009/2010</u> |
|-------------------------|-------------------------|-------------------------|-------------------------|
| Full Time Equivalents   | 0.00                    | 0.00                    | 0.00                    |

Expenditure History (\$ in thousands)



| <u>Program Expenditures</u>          | <u>Actual 2005/2006</u> | <u>Actual 2007/2008</u> | <u>Budget 2009/2010</u> |
|--------------------------------------|-------------------------|-------------------------|-------------------------|
| Refund 1986-05-01                    | \$401,700               | \$0                     | \$0                     |
| <b>Dept Total:</b>                   | <b><u>\$401,700</u></b> | <b><u>\$0</u></b>       | <b><u>\$0</u></b>       |
| <b>%Change from previous period:</b> |                         | <b><u>-100.00%</u></b>  | <b><u>0.00%</u></b>     |

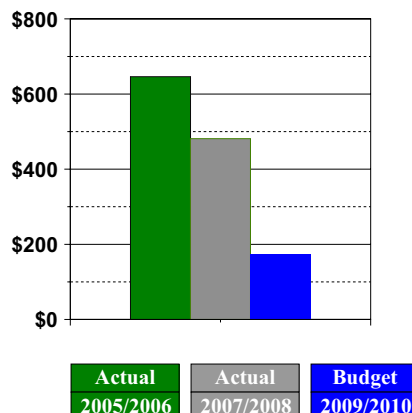
**Department Detail:**

**General Obligation - 1993 \$5.01M**

**\$173,878**

| <u>Department Expenditures</u>      | <u>Actual 2005/2006</u> | <u>Actual 2007/2008</u> | <u>Budget 2009/2010</u> |
|-------------------------------------|-------------------------|-------------------------|-------------------------|
| Debt Service and Interest           | \$646,108               | \$481,188               | \$173,878               |
| <b>Dept Total:</b>                  | <b>\$646,108</b>        | <b>\$481,188</b>        | <b>\$173,878</b>        |
| <b>%Change from previous period</b> |                         | <b>-25.53%</b>          | <b>-63.86%</b>          |
| <u>Staffing (FTE's)</u>             | <u>Actual 2005/2006</u> | <u>Actual 2007/2008</u> | <u>Budget 2009/2010</u> |
| Full Time Equivalents               | 0.00                    | 0.00                    | 0.00                    |

Expenditure History (\$ in thousands)



| <u>Program Expenditures</u>          | <u>Actual 2005/2006</u> | <u>Actual 2007/2008</u> | <u>Budget 2009/2010</u> |
|--------------------------------------|-------------------------|-------------------------|-------------------------|
| Fairground Park Acq. & Fund 1991 BAN | \$646,108               | \$481,188               | \$173,878               |
| <b>Dept Total:</b>                   | <b>\$646,108</b>        | <b>\$481,188</b>        | <b>\$173,878</b>        |
| <b>%Change from previous period:</b> |                         | <b>-25.53%</b>          | <b>-63.86%</b>          |

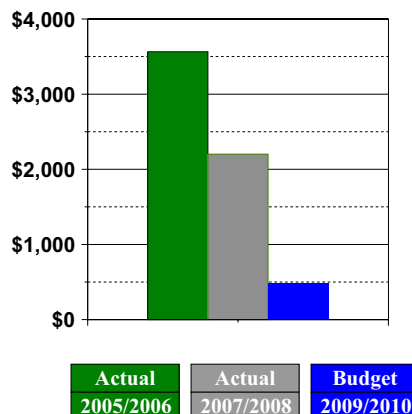
**Department Detail:**

**General Obligation - 1994 \$13.9**

**\$489,250**

| <u>Department Expenditures</u>      | <u>Actual 2005/2006</u> | <u>Actual 2007/2008</u> | <u>Budget 2009/2010</u> |
|-------------------------------------|-------------------------|-------------------------|-------------------------|
| Debt Service and Interest           | \$3,565,050             | \$2,201,500             | \$489,250               |
| <b>Dept Total:</b>                  | <b>\$3,565,050</b>      | <b>\$2,201,500</b>      | <b>\$489,250</b>        |
| <b>%Change from previous period</b> |                         | <b>-38.25%</b>          | <b>-77.78%</b>          |
| <u>Staffing (FTE's)</u>             | <u>Actual 2005/2006</u> | <u>Actual 2007/2008</u> | <u>Budget 2009/2010</u> |
| Full Time Equivalents               | 0.00                    | 0.00                    | 0.00                    |

Expenditure History (\$ in thousands)



| <u>Program Expenditures</u>          | <u>Actual 2005/2006</u> | <u>Actual 2007/2008</u> | <u>Budget 2009/2010</u> |
|--------------------------------------|-------------------------|-------------------------|-------------------------|
| CRCA & Conservation Futures          | \$3,565,050             | \$2,201,500             | \$489,250               |
| <b>Dept Total:</b>                   | <b>\$3,565,050</b>      | <b>\$2,201,500</b>      | <b>\$489,250</b>        |
| <b>%Change from previous period:</b> |                         | <b>-38.25%</b>          | <b>-77.78%</b>          |

**Department Detail:**

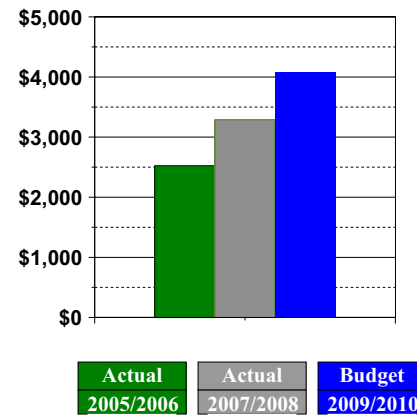
**General Obligation - 1998**

**\$4,074,549**

| <u>Department Expenditures</u>      | <u>Actual 2005/2006</u>   | <u>Actual 2007/2008</u>   | <u>Budget 2009/2010</u>   |
|-------------------------------------|---------------------------|---------------------------|---------------------------|
| Debt Service and Interest           | \$2,526,490               | \$3,290,610               | \$4,074,549               |
| <b>Dept Total:</b>                  | <b><u>\$2,526,490</u></b> | <b><u>\$3,290,610</u></b> | <b><u>\$4,074,549</u></b> |
| <b>%Change from previous period</b> |                           | <b><u>30.24%</u></b>      | <b><u>23.82%</u></b>      |

| <u>Staffing (FTE's)</u> | <u>Actual 2005/2006</u> | <u>Actual 2007/2008</u> | <u>Budget 2009/2010</u> |
|-------------------------|-------------------------|-------------------------|-------------------------|
| Full Time Equivalents   | 0.00                    | 0.00                    | 0.00                    |

Expenditure History (\$ in thousands)



| <u>Program Expenditures</u>          | <u>Actual 2005/2006</u>   | <u>Actual 2007/2008</u>   | <u>Budget 2009/2010</u>   |
|--------------------------------------|---------------------------|---------------------------|---------------------------|
| General Obligation - 1998            | \$2,526,490               | \$3,290,610               | \$4,074,549               |
| <b>Dept Total:</b>                   | <b><u>\$2,526,490</u></b> | <b><u>\$3,290,610</u></b> | <b><u>\$4,074,549</u></b> |
| <b>%Change from previous period:</b> |                           | <b><u>30.24%</u></b>      | <b><u>23.82%</u></b>      |

**Department Detail:**

**General Obligation - 1999**

**\$874,583**

1999 General Obligation Bonds for new Jail Work Center, Remittance Processor, Tri-Mountain Golf Equipment, and general equipment.

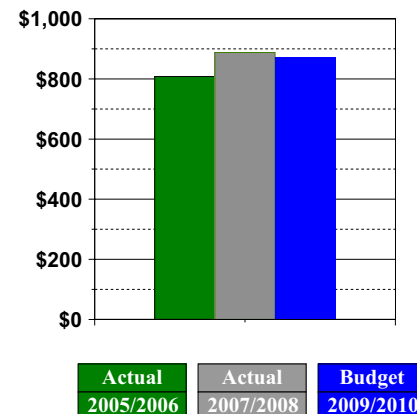
**Department Goals**

- To meet debt service payments.

| <u>Department Expenditures</u>      | <u>Actual 2005/2006</u> | <u>Actual 2007/2008</u> | <u>Budget 2009/2010</u> |
|-------------------------------------|-------------------------|-------------------------|-------------------------|
| Debt Service and Interest           | \$808,149               | \$888,040               | \$874,583               |
| <b>Dept Total:</b>                  | <b><u>\$808,149</u></b> | <b><u>\$888,040</u></b> | <b><u>\$874,583</u></b> |
| <b>%Change from previous period</b> |                         | <b><u>9.89%</u></b>     | <b><u>-1.52%</u></b>    |

| <u>Staffing (FTE's)</u> | <u>Actual 2005/2006</u> | <u>Actual 2007/2008</u> | <u>Budget 2009/2010</u> |
|-------------------------|-------------------------|-------------------------|-------------------------|
| Full Time Equivalents   | 0.00                    | 0.00                    | 0.00                    |

Expenditure History (\$ in thousands)



| <u>Program Expenditures</u>          | <u>Actual 2005/2006</u> | <u>Actual 2007/2008</u> | <u>Budget 2009/2010</u> |
|--------------------------------------|-------------------------|-------------------------|-------------------------|
| General Obligation - 1999            | \$808,149               | \$888,040               | \$874,583               |
| <b>Dept Total:</b>                   | <b><u>\$808,149</u></b> | <b><u>\$888,040</u></b> | <b><u>\$874,583</u></b> |
| <b>%Change from previous period:</b> |                         | <b><u>9.89%</u></b>     | <b><u>-1.52%</u></b>    |

**Department Detail:**

**General Obligation - 1999 \$3M GO Bonds**

**\$476,531**

LTGO's for the joint Fire/Sheriff Fairgrounds Facility

**Department Goals**

- To maintain existing infrastructure.

| <u>Department Expenditures</u> | <u>Actual 2005/2006</u> | <u>Actual 2007/2008</u> | <u>Budget 2009/2010</u> |
|--------------------------------|-------------------------|-------------------------|-------------------------|
|--------------------------------|-------------------------|-------------------------|-------------------------|

|                           |           |           |           |
|---------------------------|-----------|-----------|-----------|
| Debt Service and Interest | \$484,877 | \$478,805 | \$476,531 |
|---------------------------|-----------|-----------|-----------|

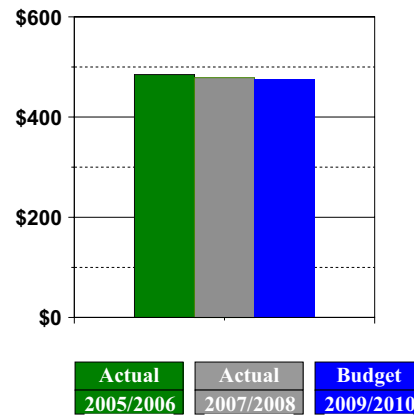
**Dept Total: \$484,877 \$478,805 \$476,531**

**%Change from previous period -1.25% -0.47%**

| <u>Staffing (FTE's)</u> | <u>Actual 2005/2006</u> | <u>Actual 2007/2008</u> | <u>Budget 2009/2010</u> |
|-------------------------|-------------------------|-------------------------|-------------------------|
|-------------------------|-------------------------|-------------------------|-------------------------|

|                       |      |      |      |
|-----------------------|------|------|------|
| Full Time Equivalents | 0.00 | 0.00 | 0.00 |
|-----------------------|------|------|------|

Expenditure History (\$ in thousands)



| <u>Program Expenditures</u> | <u>Actual 2005/2006</u> | <u>Actual 2007/2008</u> | <u>Budget 2009/2010</u> |
|-----------------------------|-------------------------|-------------------------|-------------------------|
|-----------------------------|-------------------------|-------------------------|-------------------------|

|                                   |           |           |           |
|-----------------------------------|-----------|-----------|-----------|
| Fire/Sheriff Fairgrounds Facility | \$484,877 | \$478,805 | \$476,531 |
|-----------------------------------|-----------|-----------|-----------|

**Dept Total: \$484,877 \$478,805 \$476,531**

**%Change from previous period: -1.25% -0.47%**

**Department Detail:**

**General Obligation 1996**

**\$804,792**

This department was set up to track the debt service payments for the LTGO issued in 1996.

| <u>Department Expenditures</u> | <u>Actual 2005/2006</u> | <u>Actual 2007/2008</u> | <u>Budget 2009/2010</u> |
|--------------------------------|-------------------------|-------------------------|-------------------------|
|--------------------------------|-------------------------|-------------------------|-------------------------|

|                           |             |           |           |
|---------------------------|-------------|-----------|-----------|
| Debt Service and Interest | \$1,265,929 | \$810,842 | \$804,792 |
|---------------------------|-------------|-----------|-----------|

|                       |     |     |     |
|-----------------------|-----|-----|-----|
| Professional Services | \$0 | \$0 | \$0 |
|-----------------------|-----|-----|-----|

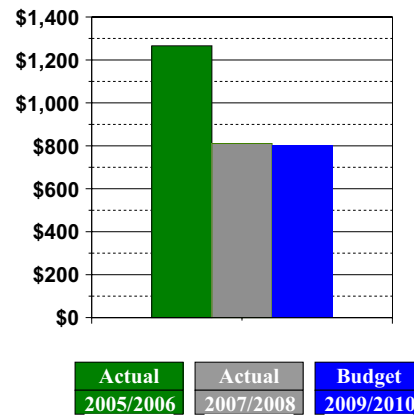
**Dept Total: \$1,265,929 \$810,842 \$804,792**

**%Change from previous period -35.95% -0.75%**

| <u>Staffing (FTE's)</u> | <u>Actual 2005/2006</u> | <u>Actual 2007/2008</u> | <u>Budget 2009/2010</u> |
|-------------------------|-------------------------|-------------------------|-------------------------|
|-------------------------|-------------------------|-------------------------|-------------------------|

|                       |      |      |      |
|-----------------------|------|------|------|
| Full Time Equivalents | 0.00 | 0.00 | 0.00 |
|-----------------------|------|------|------|

Expenditure History (\$ in thousands)



| <u>Program Expenditures</u> | <u>Actual 2005/2006</u> | <u>Actual 2007/2008</u> | <u>Budget 2009/2010</u> |
|-----------------------------|-------------------------|-------------------------|-------------------------|
|-----------------------------|-------------------------|-------------------------|-------------------------|

|                         |             |           |           |
|-------------------------|-------------|-----------|-----------|
| General Obligation 1996 | \$1,265,929 | \$810,842 | \$804,792 |
|-------------------------|-------------|-----------|-----------|

**Dept Total: \$1,265,929 \$810,842 \$804,792**

**%Change from previous period: -35.95% -0.75%**

**Department Detail:**

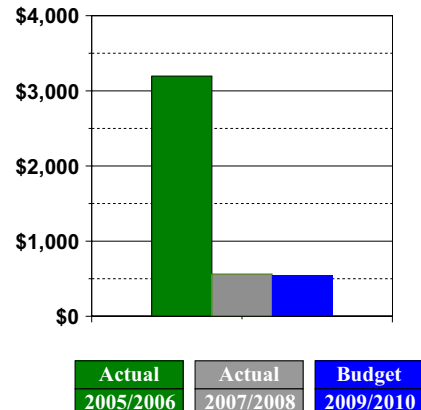
**General Obligation 1996 800 MHz**

**\$541,778**

This department was set up to track the debt service payments for the LTGO issued in 1996 for the 800 MHz communications system.

| <u>Department Expenditures</u>      | <u>Actual 2005/2006</u> | <u>Actual 2007/2008</u> | <u>Budget 2009/2010</u> |
|-------------------------------------|-------------------------|-------------------------|-------------------------|
| Debt Service and Interest           | \$3,196,978             | \$562,878               | \$541,778               |
| <b>Dept Total:</b>                  | <b>\$3,196,978</b>      | <b>\$562,878</b>        | <b>\$541,778</b>        |
| <b>%Change from previous period</b> |                         | <b>-82.39%</b>          | <b>-3.75%</b>           |
| <u>Staffing (FTE's)</u>             | <u>Actual 2005/2006</u> | <u>Actual 2007/2008</u> | <u>Budget 2009/2010</u> |
| Full Time Equivalents               | 0.00                    | 0.00                    | 0.00                    |

Expenditure History (\$ in thousands)



| <u>Program Expenditures</u>          | <u>Actual 2005/2006</u> | <u>Actual 2007/2008</u> | <u>Budget 2009/2010</u> |
|--------------------------------------|-------------------------|-------------------------|-------------------------|
| General Obligation 1996 800 MHz      | \$3,196,978             | \$562,878               | \$541,778               |
| <b>Dept Total:</b>                   | <b>\$3,196,978</b>      | <b>\$562,878</b>        | <b>\$541,778</b>        |
| <b>%Change from previous period:</b> |                         | <b>-82.39%</b>          | <b>-3.75%</b>           |

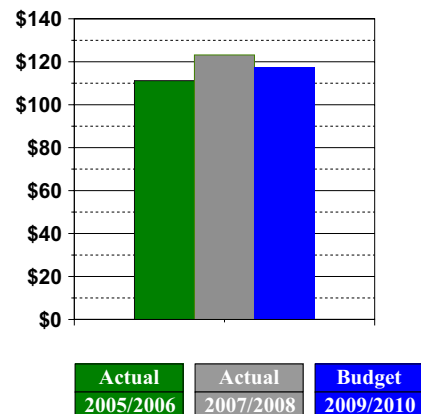
**Department Detail:**

**General Obligation Bonds-PWTF**

**\$117,601**

| <u>Department Expenditures</u>      | <u>Actual 2005/2006</u> | <u>Actual 2007/2008</u> | <u>Budget 2009/2010</u> |
|-------------------------------------|-------------------------|-------------------------|-------------------------|
| Salaries, Regular                   | \$0                     | \$0                     | \$0                     |
| Debt Service and Interest           | \$111,222               | \$123,191               | \$117,601               |
| <b>Dept Total:</b>                  | <b>\$111,222</b>        | <b>\$123,191</b>        | <b>\$117,601</b>        |
| <b>%Change from previous period</b> |                         | <b>10.76%</b>           | <b>-4.54%</b>           |
| <u>Staffing (FTE's)</u>             | <u>Actual 2005/2006</u> | <u>Actual 2007/2008</u> | <u>Budget 2009/2010</u> |
| Full Time Equivalents               | 0.00                    | 0.00                    | 0.00                    |

Expenditure History (\$ in thousands)



| <u>Program Expenditures</u>          | <u>Actual 2005/2006</u> | <u>Actual 2007/2008</u> | <u>Budget 2009/2010</u> |
|--------------------------------------|-------------------------|-------------------------|-------------------------|
| Design & Engineering                 | \$111,222               | \$123,191               | \$117,601               |
| <b>Dept Total:</b>                   | <b>\$111,222</b>        | <b>\$123,191</b>        | <b>\$117,601</b>        |
| <b>%Change from previous period:</b> |                         | <b>10.76%</b>           | <b>-4.54%</b>           |

**Department Detail:**

**Pepsi Building Debt Service**

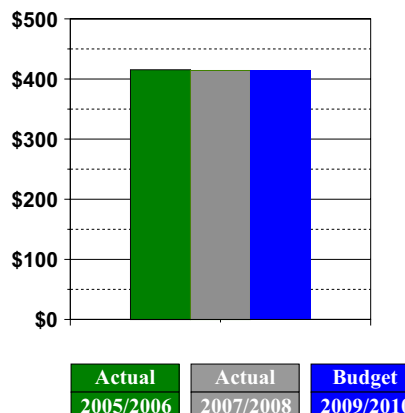
**\$414,800**

Pepsi Building Debt Service

| <u>Department Expenditures</u>      | <u>Actual 2005/2006</u> | <u>Actual 2007/2008</u> | <u>Budget 2009/2010</u> |
|-------------------------------------|-------------------------|-------------------------|-------------------------|
| Debt Service and Interest           | \$415,532               | \$414,250               | \$414,800               |
| <b>Dept Total:</b>                  | <b><u>\$415,532</u></b> | <b><u>\$414,250</u></b> | <b><u>\$414,800</u></b> |
| <b>%Change from previous period</b> |                         | <b><u>-0.31%</u></b>    | <b><u>0.13%</u></b>     |

| <u>Staffing (FTE's)</u> | <u>Actual 2005/2006</u> | <u>Actual 2007/2008</u> | <u>Budget 2009/2010</u> |
|-------------------------|-------------------------|-------------------------|-------------------------|
| Full Time Equivalents   | 0.00                    | 0.00                    | 0.00                    |

Expenditure History (\$ in thousands)



| <u>Program Expenditures</u>          | <u>Actual 2005/2006</u> | <u>Actual 2007/2008</u> | <u>Budget 2009/2010</u> |
|--------------------------------------|-------------------------|-------------------------|-------------------------|
| Pepsi Building Debt Service          | \$415,532               | \$414,250               | \$414,800               |
| <b>Dept Total:</b>                   | <b><u>\$415,532</u></b> | <b><u>\$414,250</u></b> | <b><u>\$414,800</u></b> |
| <b>%Change from previous period:</b> |                         | <b><u>-0.31%</u></b>    | <b><u>0.13%</u></b>     |

**Department Detail:**

**RF PW Trust Fund**

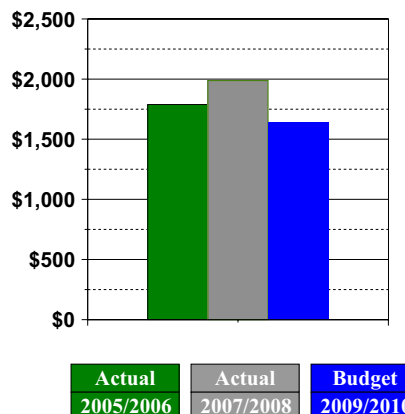
**\$1,644,314**

RF PW Trust Fund

| <u>Department Expenditures</u>      | <u>Actual 2005/2006</u>   | <u>Actual 2007/2008</u>   | <u>Budget 2009/2010</u>   |
|-------------------------------------|---------------------------|---------------------------|---------------------------|
| Debt Service and Interest           | \$1,788,889               | \$1,987,941               | \$1,644,314               |
| <b>Dept Total:</b>                  | <b><u>\$1,788,889</u></b> | <b><u>\$1,987,941</u></b> | <b><u>\$1,644,314</u></b> |
| <b>%Change from previous period</b> |                           | <b><u>11.13%</u></b>      | <b><u>-17.29%</u></b>     |

| <u>Staffing (FTE's)</u> | <u>Actual 2005/2006</u> | <u>Actual 2007/2008</u> | <u>Budget 2009/2010</u> |
|-------------------------|-------------------------|-------------------------|-------------------------|
| Full Time Equivalents   | 0.00                    | 0.00                    | 0.00                    |

Expenditure History (\$ in thousands)



| <u>Program Expenditures</u>          | <u>Actual 2005/2006</u>   | <u>Actual 2007/2008</u>   | <u>Budget 2009/2010</u>   |
|--------------------------------------|---------------------------|---------------------------|---------------------------|
| RF PW Trust Fund                     | \$1,788,889               | \$1,987,941               | \$1,644,314               |
| <b>Dept Total:</b>                   | <b><u>\$1,788,889</u></b> | <b><u>\$1,987,941</u></b> | <b><u>\$1,644,314</u></b> |
| <b>%Change from previous period:</b> |                           | <b><u>11.13%</u></b>      | <b><u>-17.29%</u></b>     |

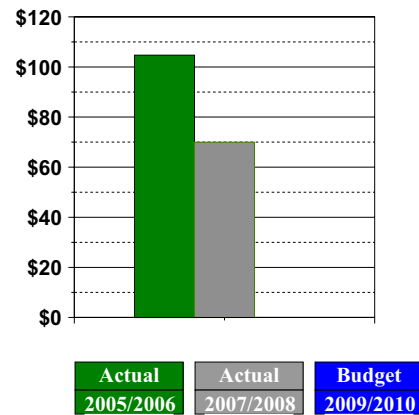
**Department Detail:**

**TANS**

**\$0**

| <u>Department Expenditures</u>      | <u>Actual 2005/2006</u> | <u>Actual 2007/2008</u> | <u>Budget 2009/2010</u> |
|-------------------------------------|-------------------------|-------------------------|-------------------------|
| Debt Service and Interest           | \$104,739               | \$69,986                | \$0                     |
| <b>Dept Total:</b>                  | <b>\$104,739</b>        | <b>\$69,986</b>         | <b>\$0</b>              |
| <b>%Change from previous period</b> |                         | <b>-33.18%</b>          | <b>-100.00%</b>         |

Expenditure History (\$ in thousands)



| <u>Staffing (FTE's)</u> | <u>Actual 2005/2006</u> | <u>Actual 2007/2008</u> | <u>Budget 2009/2010</u> |
|-------------------------|-------------------------|-------------------------|-------------------------|
| Full Time Equivalents   | 0.00                    | 0.00                    | 0.00                    |

| <u>Program Expenditures</u>          | <u>Actual 2005/2006</u> | <u>Actual 2007/2008</u> | <u>Budget 2009/2010</u> |
|--------------------------------------|-------------------------|-------------------------|-------------------------|
| Tax Anticipation Notes               | \$104,739               | \$69,986                | \$0                     |
| <b>Dept Total:</b>                   | <b>\$104,739</b>        | <b>\$69,986</b>         | <b>\$0</b>              |
| <b>%Change from previous period:</b> |                         | <b>-33.18%</b>          | <b>-100.00%</b>         |

**Department Detail:**

**Tri-Mountain Debt Service**

**\$1,052,321**

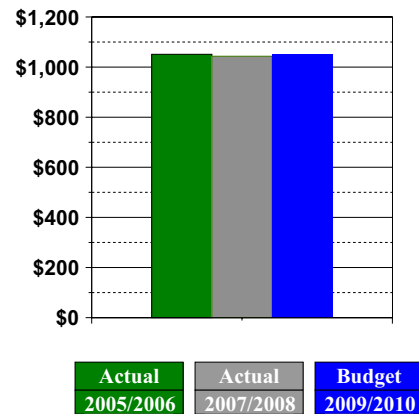
Debt Service for the Tri-Mountain GO bonds.

**Department Goals**

- Pay Tri-Mountain debt service as required in the bond indenture

| <u>Department Expenditures</u>      | <u>Actual 2005/2006</u> | <u>Actual 2007/2008</u> | <u>Budget 2009/2010</u> |
|-------------------------------------|-------------------------|-------------------------|-------------------------|
| Debt Service and Interest           | \$1,051,235             | \$1,043,448             | \$1,052,321             |
| <b>Dept Total:</b>                  | <b>\$1,051,235</b>      | <b>\$1,043,448</b>      | <b>\$1,052,321</b>      |
| <b>%Change from previous period</b> |                         | <b>-0.74%</b>           | <b>0.85%</b>            |

Expenditure History (\$ in thousands)



| <u>Staffing (FTE's)</u> | <u>Actual 2005/2006</u> | <u>Actual 2007/2008</u> | <u>Budget 2009/2010</u> |
|-------------------------|-------------------------|-------------------------|-------------------------|
| Full Time Equivalents   | 0.00                    | 0.00                    | 0.00                    |

| <u>Program Expenditures</u>          | <u>Actual 2005/2006</u> | <u>Actual 2007/2008</u> | <u>Budget 2009/2010</u> |
|--------------------------------------|-------------------------|-------------------------|-------------------------|
| Tri-Mountain Debt Service            | \$1,051,235             | \$1,043,448             | \$1,052,321             |
| <b>Dept Total:</b>                   | <b>\$1,051,235</b>      | <b>\$1,043,448</b>      | <b>\$1,052,321</b>      |
| <b>%Change from previous period:</b> |                         | <b>-0.74%</b>           | <b>0.85%</b>            |

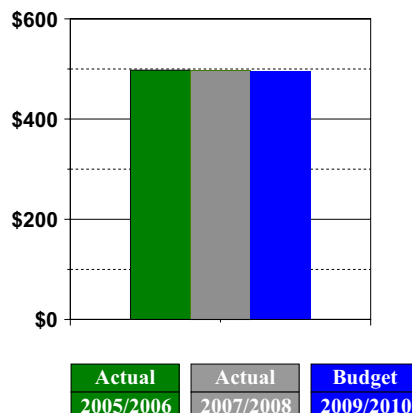
**Department Detail:**  
**VHA Debt Service**

**\$496,126**

VHA Debt Service

| <u>Department Expenditures</u>      | <u>Actual 2005/2006</u> | <u>Actual 2007/2008</u> | <u>Budget 2009/2010</u> |
|-------------------------------------|-------------------------|-------------------------|-------------------------|
| Debt Service and Interest           | \$497,709               | \$497,125               | \$496,126               |
| <b>Dept Total:</b>                  | <b>\$497,709</b>        | <b>\$497,125</b>        | <b>\$496,126</b>        |
| <b>%Change from previous period</b> |                         | <b>-0.12%</b>           | <b>-0.20%</b>           |
| <u>Staffing (FTE's)</u>             | <u>Actual 2005/2006</u> | <u>Actual 2007/2008</u> | <u>Budget 2009/2010</u> |
| Full Time Equivalents               | 0.00                    | 0.00                    | 0.00                    |

Expenditure History (\$ in thousands)



| <u>Program Expenditures</u>          | <u>Actual 2005/2006</u> | <u>Actual 2007/2008</u> | <u>Budget 2009/2010</u> |
|--------------------------------------|-------------------------|-------------------------|-------------------------|
| VHA Debt Service                     | \$497,709               | \$497,125               | \$496,126               |
| <b>Dept Total:</b>                   | <b>\$497,709</b>        | <b>\$497,125</b>        | <b>\$496,126</b>        |
| <b>%Change from previous period:</b> |                         | <b>-0.12%</b>           | <b>-0.20%</b>           |

**Program Detail:**

**2001 LTGO's**

**\$4,797,426**

In 2001, the County issued LTGO's to finance the construction of a Public Service Center. The PSC consolidated offices into one location and created space in the Courthouse to be primarily a law and justice center for courts.

| <u>Actual 2003/2004</u> | <u>Actual 2005/2006</u> | <u>Actual 2007/2008</u> | <u>Forecast 2009/2010</u> |
|-------------------------|-------------------------|-------------------------|---------------------------|
|                         |                         |                         |                           |

**Program Detail:**

**Fairground Park Acq. & Fund 1991 BAN**

**\$173,878**

This program reflects principal and interest on general obligation bond debt incurred for acquisitions of property adjacent to the fairgrounds.

| <u>Actual 2003/2004</u> | <u>Actual 2005/2006</u> | <u>Actual 2007/2008</u> | <u>Forecast 2009/2010</u> |
|-------------------------|-------------------------|-------------------------|---------------------------|
|                         |                         |                         |                           |

**Program Detail:**

**CRCA & Conservation Futures**

**\$489,250**

This program reflects principal and interest on general obligation bond debt incurred for the construction of the 911 Emergency Services Center and the acquisition of Conservation Futures projects.

| <u>Actual 2003/2004</u> | <u>Actual 2005/2006</u> | <u>Actual 2007/2008</u> | <u>Forecast 2009/2010</u> |
|-------------------------|-------------------------|-------------------------|---------------------------|
|                         |                         |                         |                           |

**Program Detail:**

**General Obligation - 1998**

**\$4,074,549**

Pay debt service requirements on Jail Work Center and Juvenile Detention expansion.

| <u>Actual 2003/2004</u> | <u>Actual 2005/2006</u> | <u>Actual 2007/2008</u> | <u>Forecast 2009/2010</u> |
|-------------------------|-------------------------|-------------------------|---------------------------|
|                         |                         |                         |                           |

**Program Detail:**

**General Obligation - 1999**

**\$874,583**

To meet debt service payments on new Jail Work Center, Remittance Processor, Tri-Mountain equipment, and general capital.

| <u>Actual 2003/2004</u> | <u>Actual 2005/2006</u> | <u>Actual 2007/2008</u> | <u>Forecast 2009/2010</u> |
|-------------------------|-------------------------|-------------------------|---------------------------|
|                         |                         |                         |                           |

**Program Detail:**

**Fire/Sheriff Fairgrounds Facility**

**\$476,531**

To meet general LTGO on the Fire/Sheriff Fairgrounds Facility.

| <u>Actual</u>    | <u>Actual</u>    | <u>Actual</u>    | <u>Forecast</u>  |
|------------------|------------------|------------------|------------------|
| <u>2003/2004</u> | <u>2005/2006</u> | <u>2007/2008</u> | <u>2009/2010</u> |

**Program Detail:**

**General Obligation 1996**

**\$804,792**

This department has only one program. See department description.

| <u>Actual</u>    | <u>Actual</u>    | <u>Actual</u>    | <u>Forecast</u>  |
|------------------|------------------|------------------|------------------|
| <u>2003/2004</u> | <u>2005/2006</u> | <u>2007/2008</u> | <u>2009/2010</u> |

**Program Detail:**

**General Obligation 1996 800 MHz**

**\$541,778**

This department has only one program. See department description.

| <u>Actual</u>    | <u>Actual</u>    | <u>Actual</u>    | <u>Forecast</u>  |
|------------------|------------------|------------------|------------------|
| <u>2003/2004</u> | <u>2005/2006</u> | <u>2007/2008</u> | <u>2009/2010</u> |

**Program Detail:**

**Design & Engineering**

**\$117,601**

| <u>Actual</u>    | <u>Actual</u>    | <u>Actual</u>    | <u>Forecast</u>  |
|------------------|------------------|------------------|------------------|
| <u>2003/2004</u> | <u>2005/2006</u> | <u>2007/2008</u> | <u>2009/2010</u> |

**Program Detail:**

**Tri-Mountain Debt Service**

**\$1,052,321**

Pay debt service requirements.

| <u>Actual</u>    | <u>Actual</u>    | <u>Actual</u>    | <u>Forecast</u>  |
|------------------|------------------|------------------|------------------|
| <u>2003/2004</u> | <u>2005/2006</u> | <u>2007/2008</u> | <u>2009/2010</u> |

**Program Detail:**

**RF PW Trust Fund**

**\$1,644,314**

RF PW Trust Fund

| <u>Actual</u>    | <u>Actual</u>    | <u>Actual</u>    | <u>Forecast</u>  |
|------------------|------------------|------------------|------------------|
| <u>2003/2004</u> | <u>2005/2006</u> | <u>2007/2008</u> | <u>2009/2010</u> |

**Program Detail:**

**2005 \$5.7M - GO Bonds**

**\$692,196**

| <u>Actual</u>    | <u>Actual</u>    | <u>Actual</u>    | <u>Forecast</u>  |
|------------------|------------------|------------------|------------------|
| <u>2003/2004</u> | <u>2005/2006</u> | <u>2007/2008</u> | <u>2009/2010</u> |

**Program Detail:**

**Community Health Debt Service**

**\$3,026,276**

Community Health Debt Service

| <u>Actual</u>    | <u>Actual</u>    | <u>Actual</u>    | <u>Forecast</u>  |
|------------------|------------------|------------------|------------------|
| <u>2003/2004</u> | <u>2005/2006</u> | <u>2007/2008</u> | <u>2009/2010</u> |

**Program Detail:**

**Pepsi Building Debt Service**

**\$414,800**

Pepsi Building Debt Service

| <u>Actual</u>    | <u>Actual</u>    | <u>Actual</u>    | <u>Forecast</u>  |
|------------------|------------------|------------------|------------------|
| <u>2003/2004</u> | <u>2005/2006</u> | <u>2007/2008</u> | <u>2009/2010</u> |

**Program Detail:**

**VHA Debt Service**

**\$496,126**

VHA Debt Service

| <u>Actual</u>    | <u>Actual</u>    | <u>Actual</u>    | <u>Forecast</u>  |
|------------------|------------------|------------------|------------------|
| <u>2003/2004</u> | <u>2005/2006</u> | <u>2007/2008</u> | <u>2009/2010</u> |

**Program Detail:**

**CATS Debt Service**

CATS Debt Service

**\$1,285,000**

| <u>Actual</u>    | <u>Actual</u>    | <u>Actual</u>    | <u>Forecast</u>  |
|------------------|------------------|------------------|------------------|
| <u>2003/2004</u> | <u>2005/2006</u> | <u>2007/2008</u> | <u>2009/2010</u> |

**Program Detail:**

**Con. Futures Debt Service**

Con. Futures Debt Service

**\$591,726**

| <u>Actual</u>    | <u>Actual</u>    | <u>Actual</u>    | <u>Forecast</u>  |
|------------------|------------------|------------------|------------------|
| <u>2003/2004</u> | <u>2005/2006</u> | <u>2007/2008</u> | <u>2009/2010</u> |

**Program Detail:**

**2004- GO Bond-Fairgrounds Debt Svc**

2004- GO Bond-Fairgrounds Debt Svc

**\$2,205,300**

| <u>Actual</u>    | <u>Actual</u>    | <u>Actual</u>    | <u>Forecast</u>  |
|------------------|------------------|------------------|------------------|
| <u>2003/2004</u> | <u>2005/2006</u> | <u>2007/2008</u> | <u>2009/2010</u> |

**Program Detail:**

**2003 \$11.835 GO and Refunding Bonds**

2003 \$11.835 GO and Refunding Bonds

**\$1,636,342**

| <u>Actual</u>    | <u>Actual</u>    | <u>Actual</u>    | <u>Forecast</u>  |
|------------------|------------------|------------------|------------------|
| <u>2003/2004</u> | <u>2005/2006</u> | <u>2007/2008</u> | <u>2009/2010</u> |

# Health Department Campus Facility

\$1,430,000

**Department Detail:**

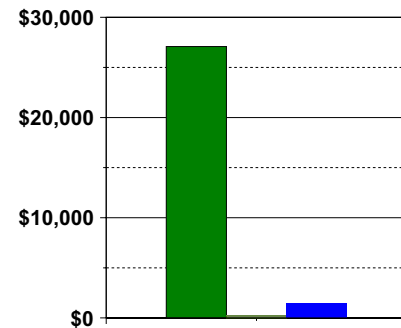
Health District Campus Facility

\$1,430,000

Capital fund to account to the construction of a new Health Department building

Expenditure History (\$ in thousands)

| <u>Department Expenditures</u>      | <u>Actual 2005/2006</u>    | <u>Actual 2007/2008</u> | <u>Budget 2009/2010</u>   |
|-------------------------------------|----------------------------|-------------------------|---------------------------|
| Capital Expenditures                | \$24,758,532               | \$199,720               | \$1,280,000               |
| Supplies                            | \$924                      | \$0                     | \$0                       |
| Other Services                      | \$0                        | \$37                    | \$0                       |
| Transfers                           | \$1,785,270                | \$0                     | \$0                       |
| Professional Services               | \$413,554                  | \$111                   | \$150,000                 |
| Debt Service and Interest           | \$133,792                  | \$0                     | \$0                       |
| <b>Dept Total:</b>                  | <b><u>\$27,092,072</u></b> | <b><u>\$199,868</u></b> | <b><u>\$1,430,000</u></b> |
| <b>%Change from previous period</b> |                            | <b><u>-99.26%</u></b>   | <b><u>615.47%</u></b>     |



| Actual 2005/2006 | Actual 2007/2008 | Budget 2009/2010 |
|------------------|------------------|------------------|
| \$27,092,072     | \$199,868        | \$1,430,000      |

| <u>Staffing (FTE's)</u> | <u>Actual 2005/2006</u> | <u>Actual 2007/2008</u> | <u>Budget 2009/2010</u> |
|-------------------------|-------------------------|-------------------------|-------------------------|
| Full Time Equivalents   | 0.00                    | 0.00                    | 0.00                    |

| <u>Program Expenditures</u>          | <u>Actual 2005/2006</u>    | <u>Actual 2007/2008</u> | <u>Budget 2009/2010</u>   |
|--------------------------------------|----------------------------|-------------------------|---------------------------|
| Health Department Campus Facility    | \$27,092,072               | \$199,868               | \$1,430,000               |
| <b>Dept Total:</b>                   | <b><u>\$27,092,072</u></b> | <b><u>\$199,868</u></b> | <b><u>\$1,430,000</u></b> |
| <b>%Change from previous period:</b> |                            | <b><u>-99.26%</u></b>   | <b><u>615.47%</u></b>     |

**Program Detail:**

Health Department Campus Facility

\$1,430,000

To provide capital funding of Health Department campus

| <u>Actual 2003/2004</u> | <u>Actual 2005/2006</u> | <u>Actual 2007/2008</u> | <u>Forecast 2009/2010</u> |
|-------------------------|-------------------------|-------------------------|---------------------------|
|                         |                         |                         |                           |

**Information Reserve**

**\$4,245,248**

**Department Detail:**

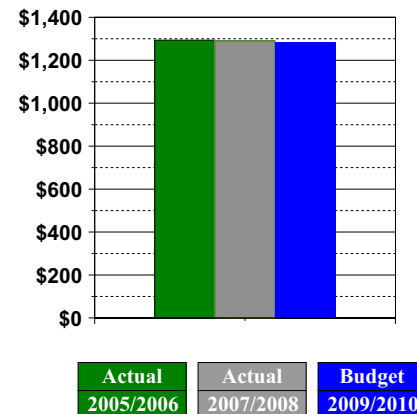
**CATS Bond Issue (3194)**

**\$1,285,000**

CATS Bond Issue

| <u>Department Expenditures</u>      | <u>Actual 2005/2006</u>   | <u>Actual 2007/2008</u>   | <u>Budget 2009/2010</u>   |
|-------------------------------------|---------------------------|---------------------------|---------------------------|
| Debt Service and Interest           | \$0                       | \$0                       | \$0                       |
| Transfers                           | \$1,293,932               | \$1,290,000               | \$1,285,000               |
| <b>Dept Total:</b>                  | <b><u>\$1,293,932</u></b> | <b><u>\$1,290,000</u></b> | <b><u>\$1,285,000</u></b> |
| <b>%Change from previous period</b> |                           | <b><u>-0.30%</u></b>      | <b><u>-0.39%</u></b>      |
| <u>Staffing (FTE's)</u>             | <u>Actual 2005/2006</u>   | <u>Actual 2007/2008</u>   | <u>Budget 2009/2010</u>   |
| Full Time Equivalents               | 0.00                      | 0.00                      | 0.00                      |

Expenditure History (\$ in thousands)



| <u>Program Expenditures</u>          | <u>Actual 2005/2006</u>   | <u>Actual 2007/2008</u>   | <u>Budget 2009/2010</u>   |
|--------------------------------------|---------------------------|---------------------------|---------------------------|
| CATS Bond Issue (3194)               | \$1,293,932               | \$1,290,000               | \$1,285,000               |
| <b>Dept Total:</b>                   | <b><u>\$1,293,932</u></b> | <b><u>\$1,290,000</u></b> | <b><u>\$1,285,000</u></b> |
| <b>%Change from previous period:</b> |                           | <b><u>-0.30%</u></b>      | <b><u>-0.39%</u></b>      |

**Department Detail:**

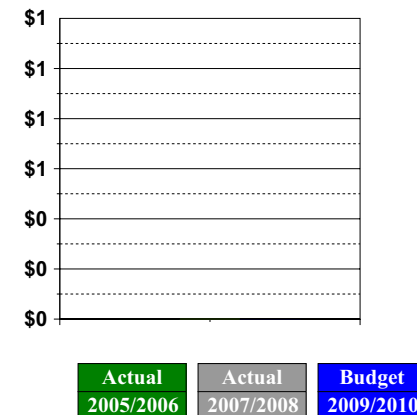
**Capital Expenditures for New Tech Systems**

**\$0**

Capital Expenditures for New Tech Systems

| <u>Department Expenditures</u>      | <u>Actual 2005/2006</u> | <u>Actual 2007/2008</u> | <u>Budget 2009/2010</u> |
|-------------------------------------|-------------------------|-------------------------|-------------------------|
| Capital Expenditures                | \$35,753                | \$0                     | \$0                     |
| <b>Dept Total:</b>                  | <b><u>\$35,753</u></b>  | <b><u>\$0</u></b>       | <b><u>\$0</u></b>       |
| <b>%Change from previous period</b> |                         | <b><u>-100.00%</u></b>  | <b><u>0.00%</u></b>     |
| <u>Staffing (FTE's)</u>             | <u>Actual 2005/2006</u> | <u>Actual 2007/2008</u> | <u>Budget 2009/2010</u> |
| Full Time Equivalents               | 0.00                    | 0.00                    | 0.00                    |

Expenditure History (\$ in thousands)



| <u>Program Expenditures</u>          | <u>Actual 2005/2006</u>  | <u>Actual 2007/2008</u> | <u>Budget 2009/2010</u> |
|--------------------------------------|--------------------------|-------------------------|-------------------------|
| Voter Registration System            | \$35,753                 | \$0                     | \$0                     |
| Voting System                        | -\$505,105               | \$0                     | \$0                     |
| <b>Dept Total:</b>                   | <b><u>-\$469,351</u></b> | <b><u>\$0</u></b>       | <b><u>\$0</u></b>       |
| <b>%Change from previous period:</b> |                          | <b><u>0.00%</u></b>     | <b><u>0.00%</u></b>     |

**Department Detail:**

**Information Reserve - Data Processing**

**\$2,960,248**

The Information Technology Reserve Fund funds replacement of major software applications as identified in the Information Technology Strategic Plan.

**Department Goals**

- Maintain an efficient technology network infrastructure.

| <u>Department Expenditures</u>      | <u>Actual 2005/2006</u> | <u>Actual 2007/2008</u> | <u>Budget 2009/2010</u> |
|-------------------------------------|-------------------------|-------------------------|-------------------------|
| Debt Service and Interest           | \$4,270                 | \$0                     | \$0                     |
| Travel and Training                 | \$136,798               | \$179,183               | \$0                     |
| Transfers                           | \$625,000               | \$2,789,387             | \$500,000               |
| Overtime/Comp Time                  | \$18,427                | \$5,806                 | \$0                     |
| Salaries, Regular                   | \$610,651               | \$333,346               | \$194,501               |
| Temporary Services                  | \$88,653                | \$0                     | \$0                     |
| Professional Services               | \$1,006,605             | \$2,487,426             | \$1,610,148             |
| Capital Expenditures                | \$693,185               | \$136,671               | \$0                     |
| Supplies                            | \$767,358               | \$548,372               | \$0                     |
| Benefits                            | \$168,860               | \$104,545               | \$65,869                |
| Other Services                      | \$4,997                 | \$21,791                | \$589,730               |
| <b>Dept Total:</b>                  | <b>\$4,124,804</b>      | <b>\$6,606,527</b>      | <b>\$2,960,248</b>      |
| <b>%Change from previous period</b> |                         | <b>60.17%</b>           | <b>-55.19%</b>          |

| <u>Staffing (FTE's)</u> | <u>Actual 2005/2006</u> | <u>Actual 2007/2008</u> | <u>Budget 2009/2010</u> |
|-------------------------|-------------------------|-------------------------|-------------------------|
| Full Time Equivalents   | 0.00                    | 1.75                    | 2.13                    |

**Department Detail:**

**Point of Sale System**

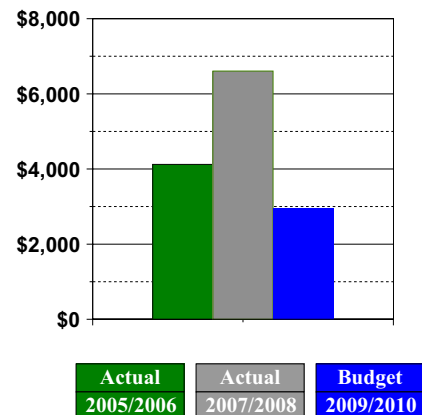
**\$0**

Capital Expenditures for Point of Sale System

| <u>Department Expenditures</u>      | <u>Actual 2005/2006</u> | <u>Actual 2007/2008</u> | <u>Budget 2009/2010</u> |
|-------------------------------------|-------------------------|-------------------------|-------------------------|
| Temporary Services                  | \$3,950                 | \$0                     | \$0                     |
| Supplies                            | \$11,021                | \$0                     | \$0                     |
| Professional Services               | \$82,587                | -\$31,757               | \$0                     |
| Capital Expenditures                | \$127,578               | \$0                     | \$0                     |
| Travel and Training                 | \$2,685                 | \$0                     | \$0                     |
| Other Services                      | \$129                   | \$0                     | \$0                     |
| <b>Dept Total:</b>                  | <b>\$227,950</b>        | <b>-\$31,757</b>        | <b>\$0</b>              |
| <b>%Change from previous period</b> |                         | <b>-113.93%</b>         | <b>0.00%</b>            |

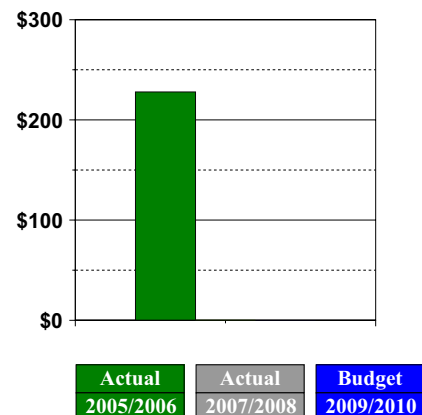
| <u>Staffing (FTE's)</u> | <u>Actual 2005/2006</u> | <u>Actual 2007/2008</u> | <u>Budget 2009/2010</u> |
|-------------------------|-------------------------|-------------------------|-------------------------|
| Full Time Equivalents   | 0.00                    | 0.00                    | 0.00                    |

Expenditure History (\$ in thousands)



| <u>Program Expenditures</u>          | <u>Actual 2005/2006</u> | <u>Actual 2007/2008</u> | <u>Budget 2009/2010</u> |
|--------------------------------------|-------------------------|-------------------------|-------------------------|
| Server Replacement Plan              | \$4,124,804             | \$6,606,527             | \$2,960,248             |
| <b>Dept Total:</b>                   | <b>\$4,124,804</b>      | <b>\$6,606,527</b>      | <b>\$2,960,248</b>      |
| <b>%Change from previous period:</b> |                         | <b>60.17%</b>           | <b>-55.19%</b>          |

Expenditure History (\$ in thousands)



| <u>Program Expenditures</u>          | <u>Actual 2005/2006</u> | <u>Actual 2007/2008</u> | <u>Budget 2009/2010</u> |
|--------------------------------------|-------------------------|-------------------------|-------------------------|
| Point of Sale System                 | \$227,950               | -\$31,757               | \$0                     |
| <b>Dept Total:</b>                   | <b>\$227,950</b>        | <b>-\$31,757</b>        | <b>\$0</b>              |
| <b>%Change from previous period:</b> |                         | <b>-113.93%</b>         | <b>0.00%</b>            |

**Program Detail:**

**Server Replacement Plan**

**\$2,960,248**

Maintain and upgrade existing servers and purchase new servers when needed.

**Objectives:** Replace existing servers and purchase new servers.

| <b><u>Performance Measures</u></b>       | <b><u>Actual</u></b><br><b><u>2003/2004</u></b> | <b><u>Actual</u></b><br><b><u>2005/2006</u></b> | <b><u>Actual</u></b><br><b><u>2007/2008</u></b> | <b><u>Forecast</u></b><br><b><u>2009/2010</u></b> |
|--|---|---|---|---|
| <b><u>Demand Indicators</u></b>          |   |   |   |   |
| Number of servers                        | 0   | 0   | 40  | 40  |
| <b><u>Workload Measures</u></b>          |   |   |   |   |
| Number of servers replaced or purchased. | 0   | 40  | 40  | 40  |

**Program Detail:**

**CATS Bond Issue (3194)**

**\$1,285,000**

CATS Bond Issue

| <b><u>Actual</u></b><br><b><u>2003/2004</u></b> | <b><u>Actual</u></b><br><b><u>2005/2006</u></b> | <b><u>Actual</u></b><br><b><u>2007/2008</u></b> | <b><u>Forecast</u></b><br><b><u>2009/2010</u></b> |
|---|---|---|---|
|---|---|---|---|

# Park Impact Fees

\$7,399,292

## Department Detail:

### PIF Development #1

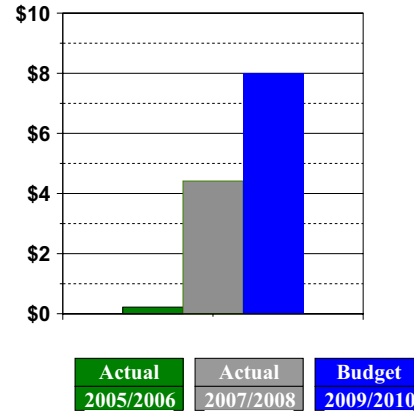
\$8,000

This budget reflects the transfer of impact fee funds to other County funds to reimburse for acquisition and development of capital facilities to serve new growth.

| <u>Department Expenditures</u>      | <u>Actual 2005/2006</u> | <u>Actual 2007/2008</u> | <u>Budget 2009/2010</u> |
|-------------------------------------|-------------------------|-------------------------|-------------------------|
| Debt Service and Interest           | \$0                     | \$0                     | \$0                     |
| Transfers                           | \$222                   | \$4,418                 | \$8,000                 |
| <b>Dept Total:</b>                  | <b>\$222</b>            | <b>\$4,418</b>          | <b>\$8,000</b>          |
| <b>%Change from previous period</b> |                         | <b>1892.33%</b>         | <b>81.09%</b>           |

| <u>Staffing (FTE's)</u> | <u>Actual 2005/2006</u> | <u>Actual 2007/2008</u> | <u>Budget 2009/2010</u> |
|-------------------------|-------------------------|-------------------------|-------------------------|
| Full Time Equivalents   | 0.00                    | 0.00                    | 0.00                    |

Expenditure History (\$ in thousands)



| <u>Program Expenditures</u>          | <u>Actual 2005/2006</u> | <u>Actual 2007/2008</u> | <u>Budget 2009/2010</u> |
|--------------------------------------|-------------------------|-------------------------|-------------------------|
| PIF -- Development #1                | \$222                   | \$4,418                 | \$8,000                 |
| <b>Dept Total:</b>                   | <b>\$222</b>            | <b>\$4,418</b>          | <b>\$8,000</b>          |
| <b>%Change from previous period:</b> |                         | <b>*****</b>            | <b>81.09%</b>           |

## Department Detail:

### PIF Development #10

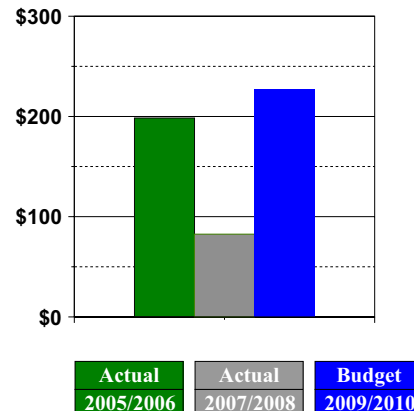
\$227,258

Exists solely to receipt and transfer money to the City of Vancouver.

| <u>Department Expenditures</u>      | <u>Actual 2005/2006</u> | <u>Actual 2007/2008</u> | <u>Budget 2009/2010</u> |
|-------------------------------------|-------------------------|-------------------------|-------------------------|
| Transfers                           | \$87,728                | -\$34,719               | \$227,258               |
| Salaries, Regular                   | \$0                     | \$0                     | \$0                     |
| Debt Service and Interest           | \$0                     | \$0                     | \$0                     |
| Capital Expenditures                | \$110,751               | \$117,303               | \$0                     |
| <b>Dept Total:</b>                  | <b>\$198,480</b>        | <b>\$82,584</b>         | <b>\$227,258</b>        |
| <b>%Change from previous period</b> |                         | <b>-58.39%</b>          | <b>175.18%</b>          |

| <u>Staffing (FTE's)</u> | <u>Actual 2005/2006</u> | <u>Actual 2007/2008</u> | <u>Budget 2009/2010</u> |
|-------------------------|-------------------------|-------------------------|-------------------------|
| Full Time Equivalents   | 0.00                    | 0.00                    | 0.00                    |

Expenditure History (\$ in thousands)



| <u>Program Expenditures</u>          | <u>Actual 2005/2006</u> | <u>Actual 2007/2008</u> | <u>Budget 2009/2010</u> |
|--------------------------------------|-------------------------|-------------------------|-------------------------|
| PIF -- Development #10               | \$198,480               | \$82,584                | \$227,258               |
| <b>Dept Total:</b>                   | <b>\$198,480</b>        | <b>\$82,584</b>         | <b>\$227,258</b>        |
| <b>%Change from previous period:</b> |                         | <b>-58.39%</b>          | <b>175.18%</b>          |

**Department Detail:**

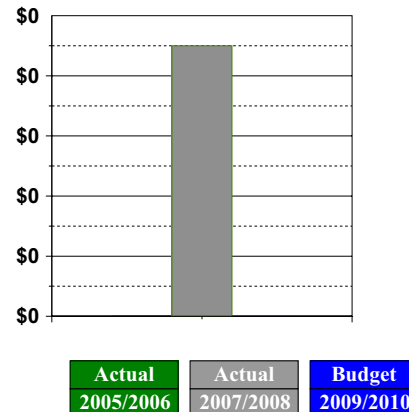
**PIF Development #2**

**\$0**

This budget reflects the transfer of impact fee funds to other County funds to reimburse for acquisition and development of capital facilities to serve new growth.

| <u>Department Expenditures</u>      | <u>Actual 2005/2006</u> | <u>Actual 2007/2008</u> | <u>Budget 2009/2010</u> |
|-------------------------------------|-------------------------|-------------------------|-------------------------|
| Transfers                           | \$0                     | \$1                     | \$0                     |
| <b>Dept Total:</b>                  | <b>\$0</b>              | <b>\$1</b>              | <b>\$0</b>              |
| <b>%Change from previous period</b> |                         | <b>0.00%</b>            | <b>0.00%</b>            |
| <u>Staffing (FTE's)</u>             | <u>Actual 2005/2006</u> | <u>Actual 2007/2008</u> | <u>Budget 2009/2010</u> |
| Full Time Equivalents               | 0.00                    | 0.00                    | 0.00                    |

Expenditure History (\$ in thousands)



| <u>Program Expenditures</u>          | <u>Actual 2005/2006</u> | <u>Actual 2007/2008</u> | <u>Budget 2009/2010</u> |
|--------------------------------------|-------------------------|-------------------------|-------------------------|
| PIF -- Development #2                | \$0                     | \$1                     | \$0                     |
| <b>Dept Total:</b>                   | <b>\$0</b>              | <b>\$1</b>              | <b>\$0</b>              |
| <b>%Change from previous period:</b> |                         | <b>0.00%</b>            | <b>0.00%</b>            |

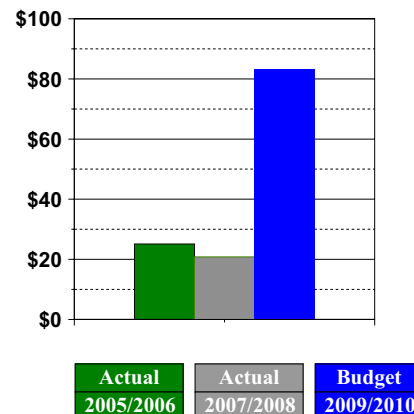
**Department Detail:**

**PIF Development #4**

**\$83,214**

| <u>Department Expenditures</u>      | <u>Actual 2005/2006</u> | <u>Actual 2007/2008</u> | <u>Budget 2009/2010</u> |
|-------------------------------------|-------------------------|-------------------------|-------------------------|
| Debt Service and Interest           | \$0                     | \$0                     | \$0                     |
| Transfers                           | \$25,104                | \$20,824                | \$83,214                |
| <b>Dept Total:</b>                  | <b>\$25,104</b>         | <b>\$20,824</b>         | <b>\$83,214</b>         |
| <b>%Change from previous period</b> |                         | <b>-17.05%</b>          | <b>299.60%</b>          |
| <u>Staffing (FTE's)</u>             | <u>Actual 2005/2006</u> | <u>Actual 2007/2008</u> | <u>Budget 2009/2010</u> |
| Full Time Equivalents               | 0.00                    | 0.00                    | 0.00                    |

Expenditure History (\$ in thousands)



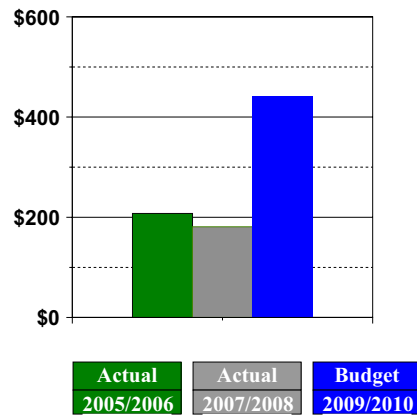
| <u>Program Expenditures</u>          | <u>Actual 2005/2006</u> | <u>Actual 2007/2008</u> | <u>Budget 2009/2010</u> |
|--------------------------------------|-------------------------|-------------------------|-------------------------|
| PIF -- Development #4                | \$25,104                | \$20,824                | \$83,214                |
| <b>Dept Total:</b>                   | <b>\$25,104</b>         | <b>\$20,824</b>         | <b>\$83,214</b>         |
| <b>%Change from previous period:</b> |                         | <b>-17.05%</b>          | <b>299.60%</b>          |

**Department Detail:**  
**PIF Development #5**

**\$441,492**

| <u>Department Expenditures</u>      | <u>Actual 2005/2006</u> | <u>Actual 2007/2008</u> | <u>Budget 2009/2010</u> |
|-------------------------------------|-------------------------|-------------------------|-------------------------|
| Debt Service and Interest           | \$0                     | \$0                     | \$0                     |
| Transfers                           | \$207,597               | \$181,052               | \$441,492               |
| <b>Dept Total:</b>                  | <b>\$207,597</b>        | <b>\$181,052</b>        | <b>\$441,492</b>        |
| <b>%Change from previous period</b> |                         | <b>-12.79%</b>          | <b>143.85%</b>          |
| <u>Staffing (FTE's)</u>             | <u>Actual 2005/2006</u> | <u>Actual 2007/2008</u> | <u>Budget 2009/2010</u> |
| Full Time Equivalents               | 0.00                    | 0.00                    | 0.00                    |

Expenditure History (\$ in thousands)



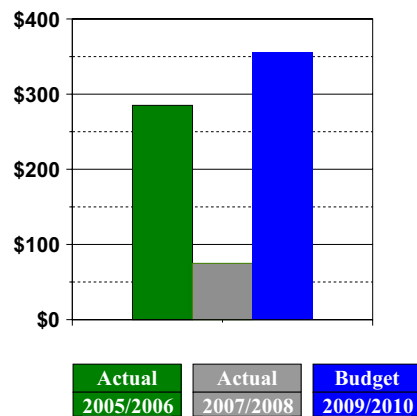
| <u>Program Expenditures</u>          | <u>Actual 2005/2006</u> | <u>Actual 2007/2008</u> | <u>Budget 2009/2010</u> |
|--------------------------------------|-------------------------|-------------------------|-------------------------|
| PIF -- Development #5                | \$207,597               | \$181,052               | \$441,492               |
| <b>Dept Total:</b>                   | <b>\$207,597</b>        | <b>\$181,052</b>        | <b>\$441,492</b>        |
| <b>%Change from previous period:</b> |                         | <b>-12.79%</b>          | <b>143.85%</b>          |

**Department Detail:**  
**PIF Development #6**

**\$355,918**

| <u>Department Expenditures</u>      | <u>Actual 2005/2006</u> | <u>Actual 2007/2008</u> | <u>Budget 2009/2010</u> |
|-------------------------------------|-------------------------|-------------------------|-------------------------|
| Transfers                           | \$104,792               | \$30,406                | \$355,918               |
| Debt Service and Interest           | \$0                     | \$0                     | \$0                     |
| Salaries, Regular                   | \$0                     | \$0                     | \$0                     |
| Capital Expenditures                | \$180,362               | \$44,506                | \$0                     |
| <b>Dept Total:</b>                  | <b>\$285,154</b>        | <b>\$74,912</b>         | <b>\$355,918</b>        |
| <b>%Change from previous period</b> |                         | <b>-73.73%</b>          | <b>375.11%</b>          |
| <u>Staffing (FTE's)</u>             | <u>Actual 2005/2006</u> | <u>Actual 2007/2008</u> | <u>Budget 2009/2010</u> |
| Full Time Equivalents               | 0.00                    | 0.00                    | 0.00                    |

Expenditure History (\$ in thousands)



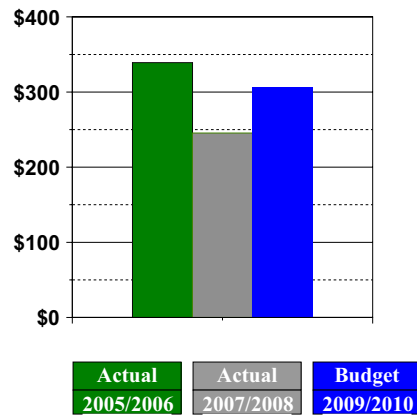
| <u>Program Expenditures</u>          | <u>Actual 2005/2006</u> | <u>Actual 2007/2008</u> | <u>Budget 2009/2010</u> |
|--------------------------------------|-------------------------|-------------------------|-------------------------|
| PIF -- Development #6                | \$285,154               | \$74,912                | \$355,918               |
| <b>Dept Total:</b>                   | <b>\$285,154</b>        | <b>\$74,912</b>         | <b>\$355,918</b>        |
| <b>%Change from previous period:</b> |                         | <b>-73.73%</b>          | <b>375.11%</b>          |

**Department Detail:**  
**PIF Development #7**

**\$306,202**

| <u>Department Expenditures</u>      | <u>Actual 2005/2006</u> | <u>Actual 2007/2008</u> | <u>Budget 2009/2010</u> |
|-------------------------------------|-------------------------|-------------------------|-------------------------|
| Debt Service and Interest           | \$0                     | \$0                     | \$0                     |
| Transfers                           | \$339,145               | \$245,438               | \$306,202               |
| <b>Dept Total:</b>                  | <b>\$339,145</b>        | <b>\$245,438</b>        | <b>\$306,202</b>        |
| <b>%Change from previous period</b> |                         | <b>-27.63%</b>          | <b>24.76%</b>           |
| <u>Staffing (FTE's)</u>             | <u>Actual 2005/2006</u> | <u>Actual 2007/2008</u> | <u>Budget 2009/2010</u> |
| Full Time Equivalents               | 0.00                    | 0.00                    | 0.00                    |

Expenditure History (\$ in thousands)



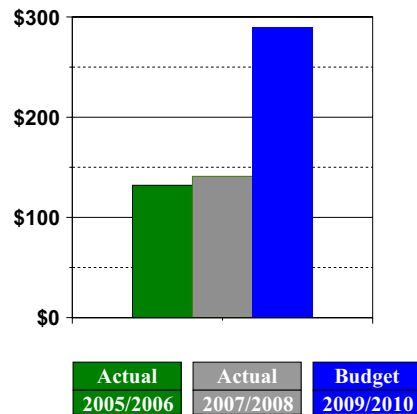
| <u>Program Expenditures</u>          | <u>Actual 2005/2006</u> | <u>Actual 2007/2008</u> | <u>Budget 2009/2010</u> |
|--------------------------------------|-------------------------|-------------------------|-------------------------|
| PIF -- Development #7                | \$339,145               | \$245,438               | \$306,202               |
| <b>Dept Total:</b>                   | <b>\$339,145</b>        | <b>\$245,438</b>        | <b>\$306,202</b>        |
| <b>%Change from previous period:</b> |                         | <b>-27.63%</b>          | <b>24.76%</b>           |

**Department Detail:**  
**PIF Development #8**

**\$289,860**

| <u>Department Expenditures</u>      | <u>Actual 2005/2006</u> | <u>Actual 2007/2008</u> | <u>Budget 2009/2010</u> |
|-------------------------------------|-------------------------|-------------------------|-------------------------|
| Capital Expenditures                | \$64,686                | \$0                     | \$0                     |
| Debt Service and Interest           | \$0                     | \$0                     | \$0                     |
| Salaries, Regular                   | \$0                     | \$0                     | \$0                     |
| Transfers                           | \$67,357                | \$140,963               | \$289,860               |
| <b>Dept Total:</b>                  | <b>\$132,043</b>        | <b>\$140,963</b>        | <b>\$289,860</b>        |
| <b>%Change from previous period</b> |                         | <b>6.76%</b>            | <b>105.63%</b>          |
| <u>Staffing (FTE's)</u>             | <u>Actual 2005/2006</u> | <u>Actual 2007/2008</u> | <u>Budget 2009/2010</u> |
| Full Time Equivalents               | 0.00                    | 0.00                    | 0.00                    |

Expenditure History (\$ in thousands)



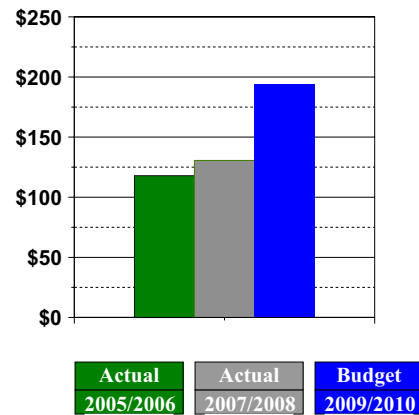
| <u>Program Expenditures</u>          | <u>Actual 2005/2006</u> | <u>Actual 2007/2008</u> | <u>Budget 2009/2010</u> |
|--------------------------------------|-------------------------|-------------------------|-------------------------|
| PIF -- Development #8                | \$132,043               | \$140,963               | \$289,860               |
| <b>Dept Total:</b>                   | <b>\$132,043</b>        | <b>\$140,963</b>        | <b>\$289,860</b>        |
| <b>%Change from previous period:</b> |                         | <b>6.76%</b>            | <b>105.63%</b>          |

**Department Detail:**  
**PIF Development #9**

**\$194,152**

| <u>Department Expenditures</u>      | <u>Actual 2005/2006</u> | <u>Actual 2007/2008</u> | <u>Budget 2009/2010</u> |
|-------------------------------------|-------------------------|-------------------------|-------------------------|
| Transfers                           | \$30,071                | \$15,196                | \$194,152               |
| Capital Expenditures                | \$87,908                | \$115,430               | \$0                     |
| Salaries, Regular                   | \$0                     | \$0                     | \$0                     |
| Debt Service and Interest           | \$0                     | \$0                     | \$0                     |
| <b>Dept Total:</b>                  | <b><u>\$117,979</u></b> | <b><u>\$130,626</u></b> | <b><u>\$194,152</u></b> |
| <b>%Change from previous period</b> |                         | <b><u>10.72%</u></b>    | <b><u>48.63%</u></b>    |

Expenditure History (\$ in thousands)



| <u>Staffing (FTE's)</u> | <u>Actual 2005/2006</u> | <u>Actual 2007/2008</u> | <u>Budget 2009/2010</u> |
|-------------------------|-------------------------|-------------------------|-------------------------|
| Full Time Equivalents   | 0.00                    | 0.00                    | 0.00                    |

| <u>Program Expenditures</u>          | <u>Actual 2005/2006</u> | <u>Actual 2007/2008</u> | <u>Budget 2009/2010</u> |
|--------------------------------------|-------------------------|-------------------------|-------------------------|
| PIF -- Development #9                | \$117,979               | \$130,626               | \$194,152               |
| <b>Dept Total:</b>                   | <b><u>\$117,979</u></b> | <b><u>\$130,626</u></b> | <b><u>\$194,152</u></b> |
| <b>%Change from previous period:</b> |                         | <b><u>10.72%</u></b>    | <b><u>48.63%</u></b>    |

**Department Detail:**  
**Park Impact Fees--District 1**

**\$16,500**

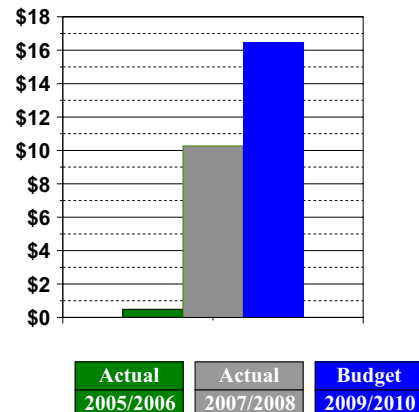
This budget reflects the transfer of impact fee funds to other County funds to reimburse for acquisition and development of capital facilities to serve new growth.

**Department Goals**

- To support the acquisition and development of Parks for recreational benefits of the community.

| <u>Department Expenditures</u>      | <u>Actual 2005/2006</u> | <u>Actual 2007/2008</u> | <u>Budget 2009/2010</u> |
|-------------------------------------|-------------------------|-------------------------|-------------------------|
| Debt Service and Interest           | \$0                     | \$0                     | \$0                     |
| Transfers                           | \$488                   | \$10,268                | \$16,500                |
| <b>Dept Total:</b>                  | <b><u>\$488</u></b>     | <b><u>\$10,268</u></b>  | <b><u>\$16,500</u></b>  |
| <b>%Change from previous period</b> |                         | <b><u>2003.84%</u></b>  | <b><u>60.69%</u></b>    |

Expenditure History (\$ in thousands)



| <u>Staffing (FTE's)</u> | <u>Actual 2005/2006</u> | <u>Actual 2007/2008</u> | <u>Budget 2009/2010</u> |
|-------------------------|-------------------------|-------------------------|-------------------------|
| Full Time Equivalents   | 0.00                    | 0.00                    | 0.00                    |

| <u>Program Expenditures</u>          | <u>Actual 2005/2006</u> | <u>Actual 2007/2008</u> | <u>Budget 2009/2010</u> |
|--------------------------------------|-------------------------|-------------------------|-------------------------|
| Park Impact Fees--District 1         | \$488                   | \$10,268                | \$16,500                |
| <b>Dept Total:</b>                   | <b><u>\$488</u></b>     | <b><u>\$10,268</u></b>  | <b><u>\$16,500</u></b>  |
| <b>%Change from previous period:</b> |                         | <b><u>*****</u></b>     | <b><u>60.69%</u></b>    |

**Department Detail:**

**Park Impact Fees--District 10**

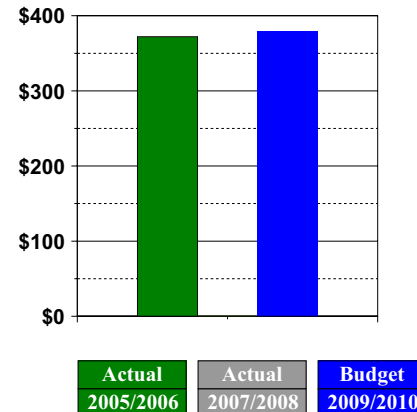
**\$379,350**

This budget reflects the transfer of impact fee funds to other County funds to reimburse for acquisition and development of capital facilities to serve new growth.

| <u>Department Expenditures</u>      | <u>Actual 2005/2006</u> | <u>Actual 2007/2008</u> | <u>Budget 2009/2010</u> |
|-------------------------------------|-------------------------|-------------------------|-------------------------|
| Capital Expenditures                | \$178,612               | \$3,709                 | \$0                     |
| Salaries, Regular                   | \$0                     | \$0                     | \$0                     |
| Transfers                           | \$193,550               | -\$360,446              | \$379,350               |
| Debt Service and Interest           | \$0                     | \$0                     | \$0                     |
| <b>Dept Total:</b>                  | <b>\$372,162</b>        | <b>-\$356,737</b>       | <b>\$379,350</b>        |
| <b>%Change from previous period</b> |                         | <b>-195.86%</b>         | <b>0.00%</b>            |

| <u>Staffing (FTE's)</u> | <u>Actual 2005/2006</u> | <u>Actual 2007/2008</u> | <u>Budget 2009/2010</u> |
|-------------------------|-------------------------|-------------------------|-------------------------|
| Full Time Equivalents   | 0.00                    | 0.00                    | 0.00                    |

Expenditure History (\$ in thousands)



| <u>Program Expenditures</u>          | <u>Actual 2005/2006</u> | <u>Actual 2007/2008</u> | <u>Budget 2009/2010</u> |
|--------------------------------------|-------------------------|-------------------------|-------------------------|
| Park Impact Fees-District 10         | \$372,162               | -\$356,737              | \$379,350               |
| <b>Dept Total:</b>                   | <b>\$372,162</b>        | <b>-\$356,737</b>       | <b>\$379,350</b>        |
| <b>%Change from previous period:</b> |                         | <b>-195.86%</b>         | <b>0.00%</b>            |

**Department Detail:**

**Park Impact Fees--District 2**

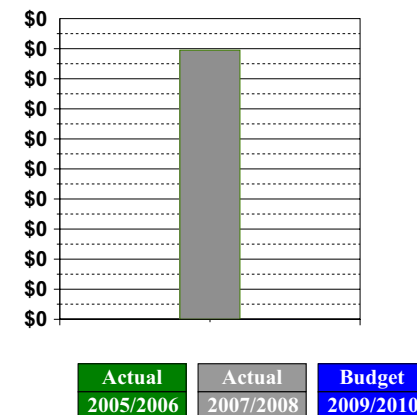
**\$0**

This budget reflects the transfer of impact fee funds to other County funds to reimburse for acquisition and development of capital facilities to serve new growth.

| <u>Department Expenditures</u>      | <u>Actual 2005/2006</u> | <u>Actual 2007/2008</u> | <u>Budget 2009/2010</u> |
|-------------------------------------|-------------------------|-------------------------|-------------------------|
| Transfers                           | \$0                     | \$2                     | \$0                     |
| <b>Dept Total:</b>                  | <b>\$0</b>              | <b>\$2</b>              | <b>\$0</b>              |
| <b>%Change from previous period</b> |                         | <b>0.00%</b>            | <b>-100.00%</b>         |

| <u>Staffing (FTE's)</u> | <u>Actual 2005/2006</u> | <u>Actual 2007/2008</u> | <u>Budget 2009/2010</u> |
|-------------------------|-------------------------|-------------------------|-------------------------|
| Full Time Equivalents   | 0.00                    | 0.00                    | 0.00                    |

Expenditure History (\$ in thousands)



| <u>Program Expenditures</u>          | <u>Actual 2005/2006</u> | <u>Actual 2007/2008</u> | <u>Budget 2009/2010</u> |
|--------------------------------------|-------------------------|-------------------------|-------------------------|
| Park Impact Fees-District 2          | \$0                     | \$2                     | \$0                     |
| <b>Dept Total:</b>                   | <b>\$0</b>              | <b>\$2</b>              | <b>\$0</b>              |
| <b>%Change from previous period:</b> |                         | <b>0.00%</b>            | <b>-100.00%</b>         |

**Department Detail:**

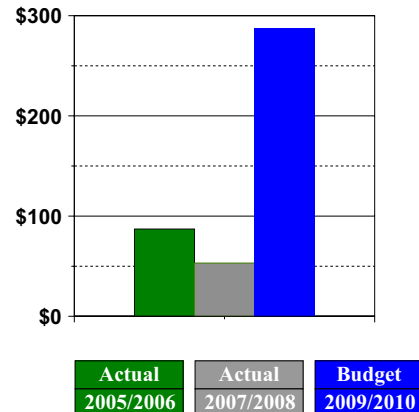
**Park Impact Fees--District 4**

**\$288,012**

This budget reflects the transfer of impact fee funds to other County funds to reimburse for acquisition and development of capital facilities to serve new growth.

| <u>Department Expenditures</u>      | <u>Actual 2005/2006</u> | <u>Actual 2007/2008</u> | <u>Budget 2009/2010</u> |
|-------------------------------------|-------------------------|-------------------------|-------------------------|
| Transfers                           | \$87,143                | \$53,166                | \$288,012               |
| Debt Service and Interest           | \$0                     | \$0                     | \$0                     |
| <b>Dept Total:</b>                  | <b>\$87,143</b>         | <b>\$53,166</b>         | <b>\$288,012</b>        |
| <b>%Change from previous period</b> |                         | <b>-38.99%</b>          | <b>441.73%</b>          |
| <u>Staffing (FTE's)</u>             | <u>Actual 2005/2006</u> | <u>Actual 2007/2008</u> | <u>Budget 2009/2010</u> |
| Full Time Equivalents               | 0.00                    | 0.00                    | 0.00                    |

Expenditure History (\$ in thousands)



| <u>Program Expenditures</u>          | <u>Actual 2005/2006</u> | <u>Actual 2007/2008</u> | <u>Budget 2009/2010</u> |
|--------------------------------------|-------------------------|-------------------------|-------------------------|
| Park Impact Fees--District 4         | \$87,143                | \$53,166                | \$288,012               |
| <b>Dept Total:</b>                   | <b>\$87,143</b>         | <b>\$53,166</b>         | <b>\$288,012</b>        |
| <b>%Change from previous period:</b> |                         | <b>-38.99%</b>          | <b>441.73%</b>          |

**Department Detail:**

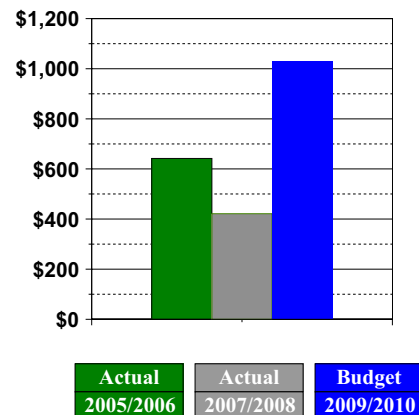
**Park Impact Fees--District 5**

**\$1,028,420**

This budget reflects the transfer of impact fee funds to other County funds to reimburse for acquisition and development of capital facilities to serve new growth.

| <u>Department Expenditures</u>      | <u>Actual 2005/2006</u> | <u>Actual 2007/2008</u> | <u>Budget 2009/2010</u> |
|-------------------------------------|-------------------------|-------------------------|-------------------------|
| Transfers                           | \$641,949               | \$421,544               | \$1,028,420             |
| Debt Service and Interest           | \$0                     | \$0                     | \$0                     |
| <b>Dept Total:</b>                  | <b>\$641,949</b>        | <b>\$421,544</b>        | <b>\$1,028,420</b>      |
| <b>%Change from previous period</b> |                         | <b>-34.33%</b>          | <b>143.97%</b>          |
| <u>Staffing (FTE's)</u>             | <u>Actual 2005/2006</u> | <u>Actual 2007/2008</u> | <u>Budget 2009/2010</u> |
| Full Time Equivalents               | 0.00                    | 0.00                    | 0.00                    |

Expenditure History (\$ in thousands)



| <u>Program Expenditures</u>          | <u>Actual 2005/2006</u> | <u>Actual 2007/2008</u> | <u>Budget 2009/2010</u> |
|--------------------------------------|-------------------------|-------------------------|-------------------------|
| Park Impact Fees--District 5         | \$641,949               | \$421,544               | \$1,028,420             |
| <b>Dept Total:</b>                   | <b>\$641,949</b>        | <b>\$421,544</b>        | <b>\$1,028,420</b>      |
| <b>%Change from previous period:</b> |                         | <b>-34.33%</b>          | <b>143.97%</b>          |

**Department Detail:**

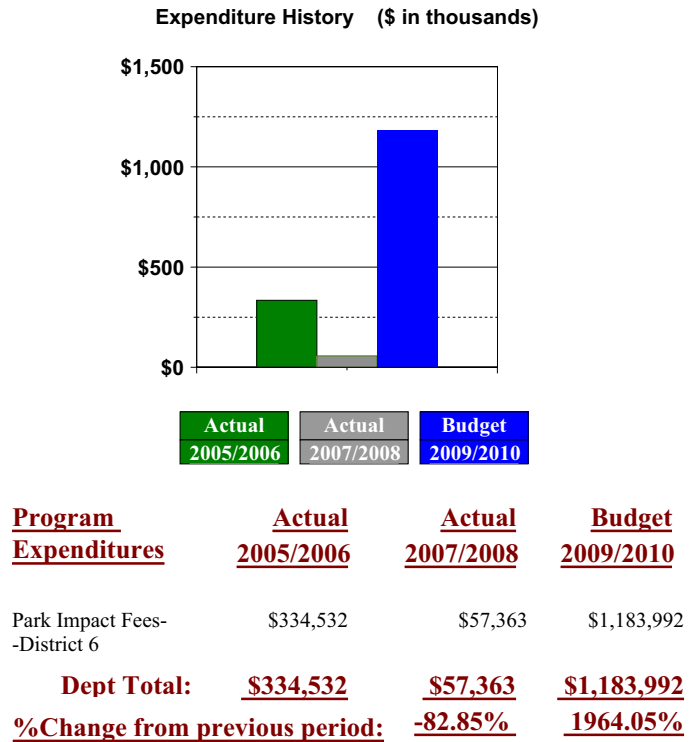
**Park Impact Fees--District 6**

**\$1,183,992**

This budget reflects the transfer of impact fee funds to other County funds to reimburse for acquisition and development of capital facilities to serve new growth.

| <u>Department Expenditures</u>      | <u>Actual 2005/2006</u> | <u>Actual 2007/2008</u> | <u>Budget 2009/2010</u> |
|-------------------------------------|-------------------------|-------------------------|-------------------------|
| Debt Service and Interest           | \$0                     | \$0                     | \$0                     |
| Capital Expenditures                | \$76,227                | \$6,908                 | \$0                     |
| Transfers                           | \$258,305               | \$50,455                | \$1,183,992             |
| Salaries, Regular                   | \$0                     | \$0                     | \$0                     |
| <b>Dept Total:</b>                  | <b>\$334,532</b>        | <b>\$57,363</b>         | <b>\$1,183,992</b>      |
| <b>%Change from previous period</b> |                         | <b>-82.85%</b>          | <b>1964.05%</b>         |

| <u>Staffing (FTE's)</u> | <u>Actual 2005/2006</u> | <u>Actual 2007/2008</u> | <u>Budget 2009/2010</u> |
|-------------------------|-------------------------|-------------------------|-------------------------|
| Full Time Equivalents   | 0.00                    | 0.00                    | 0.00                    |



**Department Detail:**

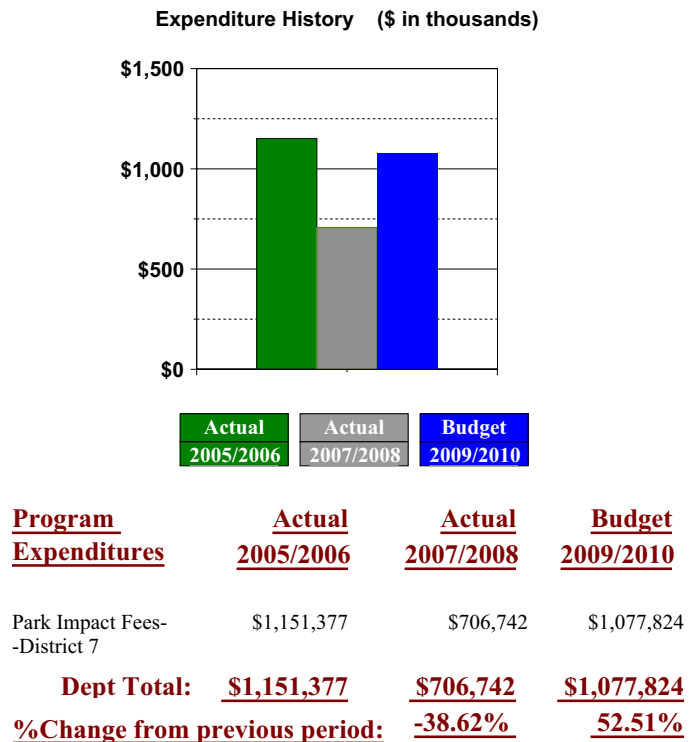
**Park Impact Fees--District 7**

**\$1,077,824**

This budget reflects the transfer of impact fee funds to other County funds to reimburse for acquisition and development of capital facilities to serve new growth.

| <u>Department Expenditures</u>      | <u>Actual 2005/2006</u> | <u>Actual 2007/2008</u> | <u>Budget 2009/2010</u> |
|-------------------------------------|-------------------------|-------------------------|-------------------------|
| Transfers                           | \$1,151,377             | \$706,742               | \$1,077,824             |
| Debt Service and Interest           | \$0                     | \$0                     | \$0                     |
| <b>Dept Total:</b>                  | <b>\$1,151,377</b>      | <b>\$706,742</b>        | <b>\$1,077,824</b>      |
| <b>%Change from previous period</b> |                         | <b>-38.62%</b>          | <b>52.51%</b>           |

| <u>Staffing (FTE's)</u> | <u>Actual 2005/2006</u> | <u>Actual 2007/2008</u> | <u>Budget 2009/2010</u> |
|-------------------------|-------------------------|-------------------------|-------------------------|
| Full Time Equivalents   | 0.00                    | 0.00                    | 0.00                    |



**Department Detail:**

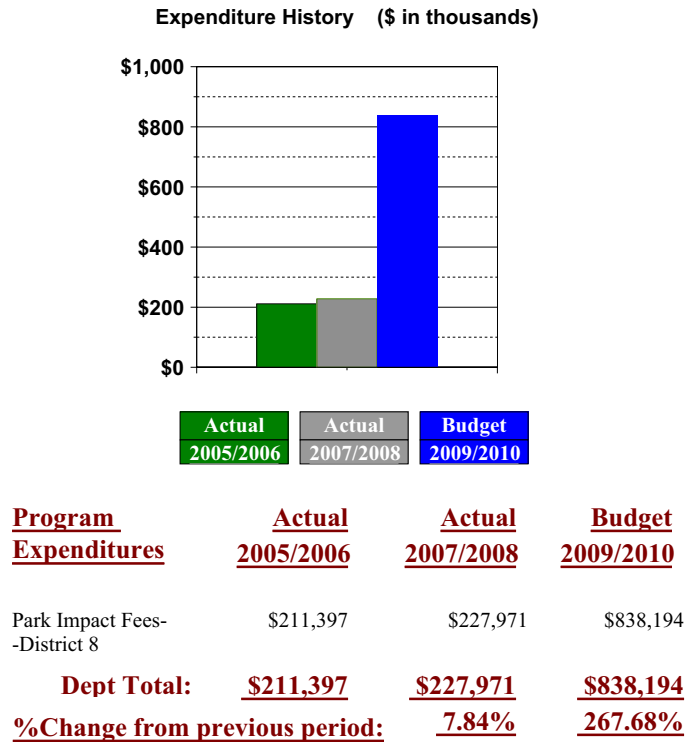
**Park Impact Fees--District 8**

**\$838,194**

This budget reflects the transfer of impact fee funds to other County funds to reimburse for acquisition and development of capital facilities to serve new growth.

| <u>Department Expenditures</u>      | <u>Actual 2005/2006</u> | <u>Actual 2007/2008</u> | <u>Budget 2009/2010</u> |
|-------------------------------------|-------------------------|-------------------------|-------------------------|
| Transfers                           | \$197,722               | \$209,468               | \$838,194               |
| Debt Service and Interest           | \$0                     | \$0                     | \$0                     |
| Capital Expenditures                | \$13,675                | \$18,502                | \$0                     |
| Salaries, Regular                   | \$0                     | \$0                     | \$0                     |
| <b>Dept Total:</b>                  | <b>\$211,397</b>        | <b>\$227,971</b>        | <b>\$838,194</b>        |
| <b>%Change from previous period</b> |                         | <b>7.84%</b>            | <b>267.68%</b>          |

| <u>Staffing (FTE's)</u> | <u>Actual 2005/2006</u> | <u>Actual 2007/2008</u> | <u>Budget 2009/2010</u> |
|-------------------------|-------------------------|-------------------------|-------------------------|
| Full Time Equivalents   | 0.00                    | 0.00                    | 0.00                    |



**Department Detail:**

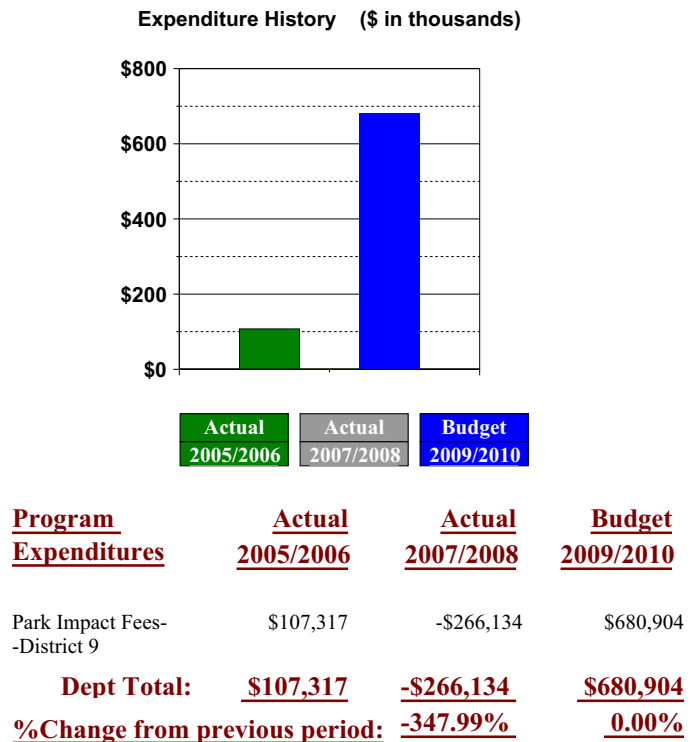
**Park Impact Fees--District 9**

**\$680,904**

This budget reflects the transfer of impact fee funds to other County funds to reimburse for acquisition and development of capital facilities to serve new growth.

| <u>Department Expenditures</u>      | <u>Actual 2005/2006</u> | <u>Actual 2007/2008</u> | <u>Budget 2009/2010</u> |
|-------------------------------------|-------------------------|-------------------------|-------------------------|
| Transfers                           | \$102,737               | -\$266,134              | \$680,904               |
| Capital Expenditures                | \$4,580                 | \$0                     | \$0                     |
| Salaries, Regular                   | \$0                     | \$0                     | \$0                     |
| Debt Service and Interest           | \$0                     | \$0                     | \$0                     |
| <b>Dept Total:</b>                  | <b>\$107,317</b>        | <b>-\$266,134</b>       | <b>\$680,904</b>        |
| <b>%Change from previous period</b> |                         | <b>-347.99%</b>         | <b>0.00%</b>            |

| <u>Staffing (FTE's)</u> | <u>Actual 2005/2006</u> | <u>Actual 2007/2008</u> | <u>Budget 2009/2010</u> |
|-------------------------|-------------------------|-------------------------|-------------------------|
| Full Time Equivalents   | 0.00                    | 0.00                    | 0.00                    |



**Program Detail:**

**PIF -- Development #10**

This program reflects transfers to the City of Vancouver from PIF District No. 10.

**\$227,258**

| <u>Actual</u>    | <u>Actual</u>    | <u>Actual</u>    | <u>Forecast</u>  |
|------------------|------------------|------------------|------------------|
| <u>2003/2004</u> | <u>2005/2006</u> | <u>2007/2008</u> | <u>2009/2010</u> |

**Program Detail:**

**PIF -- Development #4**

This program reflects transfers to the City of Vancouver from PIF District No. 4.

**\$83,214**

| <u>Actual</u>    | <u>Actual</u>    | <u>Actual</u>    | <u>Forecast</u>  |
|------------------|------------------|------------------|------------------|
| <u>2003/2004</u> | <u>2005/2006</u> | <u>2007/2008</u> | <u>2009/2010</u> |

**Program Detail:**

**PIF -- Development #5**

This program reflects transfers to the City of Vancouver from PIF District No. 5.

**\$441,492**

| <u>Actual</u>    | <u>Actual</u>    | <u>Actual</u>    | <u>Forecast</u>  |
|------------------|------------------|------------------|------------------|
| <u>2003/2004</u> | <u>2005/2006</u> | <u>2007/2008</u> | <u>2009/2010</u> |

**Program Detail:**

**PIF -- Development #6**

This program reflects transfers to the City of Vancouver from PIF District No. 6.

**\$355,918**

| <u>Actual</u>    | <u>Actual</u>    | <u>Actual</u>    | <u>Forecast</u>  |
|------------------|------------------|------------------|------------------|
| <u>2003/2004</u> | <u>2005/2006</u> | <u>2007/2008</u> | <u>2009/2010</u> |

**Program Detail:**

**PIF -- Development #7**

This program reflects transfers to the City of Vancouver from PIF District No. 7.

**\$306,202**

| <u>Actual</u>    | <u>Actual</u>    | <u>Actual</u>    | <u>Forecast</u>  |
|------------------|------------------|------------------|------------------|
| <u>2003/2004</u> | <u>2005/2006</u> | <u>2007/2008</u> | <u>2009/2010</u> |

**Program Detail:**

**PIF -- Development #8**

This program reflects transfers to the City of Vancouver from PIF District No. 8.

**\$289,860**

| <u>Actual</u>    | <u>Actual</u>    | <u>Actual</u>    | <u>Forecast</u>  |
|------------------|------------------|------------------|------------------|
| <u>2003/2004</u> | <u>2005/2006</u> | <u>2007/2008</u> | <u>2009/2010</u> |

**Program Detail:**

**PIF -- Development #9**

This program reflects transfers to the City of Vancouver from PIF District No. 9.

**\$194,152**

| <u>Actual</u>    | <u>Actual</u>    | <u>Actual</u>    | <u>Forecast</u>  |
|------------------|------------------|------------------|------------------|
| <u>2003/2004</u> | <u>2005/2006</u> | <u>2007/2008</u> | <u>2009/2010</u> |

**Program Detail:**

**Park Impact Fees--District 10**

This program reflects PIF expenditures in park service district No. 10. Dollars are transferred from the impact fee fund to the Capital Acquisition Fund for expenditure on eligible projects.

**\$379,350**

| <u>Actual</u>    | <u>Actual</u>    | <u>Actual</u>    | <u>Forecast</u>  |
|------------------|------------------|------------------|------------------|
| <u>2003/2004</u> | <u>2005/2006</u> | <u>2007/2008</u> | <u>2009/2010</u> |

**Program Detail:**

**Park Impact Fees--District 4**

This program reflects PIF expenditures in park service district No. 4. Dollars are transferred from the impact fee fund to the Capital Acquisition Fund for expenditure on eligible projects.

**\$288,012**

| <u>Actual</u>    | <u>Actual</u>    | <u>Actual</u>    | <u>Forecast</u>  |
|------------------|------------------|------------------|------------------|
| <u>2003/2004</u> | <u>2005/2006</u> | <u>2007/2008</u> | <u>2009/2010</u> |

**Program Detail:**

**Park Impact Fees--District 5**

This program reflects PIF expenditures in park service district No. 5. Dollars are transferred from the impact fee fund to the Capital Acquisition Fund for expenditure on eligible projects.

**\$1,028,420**

| <u>Actual</u>    | <u>Actual</u>    | <u>Actual</u>    | <u>Forecast</u>  |
|------------------|------------------|------------------|------------------|
| <u>2003/2004</u> | <u>2005/2006</u> | <u>2007/2008</u> | <u>2009/2010</u> |

**Program Detail:**

**Park Impact Fees--District 7**

**\$1,077,824**

This program reflects PIF expenditures in park service district No. 7. Dollars are transferred from the impact fee fund to the Capital Acquisition Fund for expenditure on eligible projects.

| <u>Actual</u>    | <u>Actual</u>    | <u>Actual</u>    | <u>Forecast</u>  |
|------------------|------------------|------------------|------------------|
| <u>2003/2004</u> | <u>2005/2006</u> | <u>2007/2008</u> | <u>2009/2010</u> |

**Program Detail:**

**Park Impact Fees--District 9**

**\$680,904**

This program reflects PIF expenditures in park service district No. 9. Dollars are transferred from the impact fee fund to the Capital Acquisition Fund for expenditure on eligible projects.

| <u>Actual</u>    | <u>Actual</u>    | <u>Actual</u>    | <u>Forecast</u>  |
|------------------|------------------|------------------|------------------|
| <u>2003/2004</u> | <u>2005/2006</u> | <u>2007/2008</u> | <u>2009/2010</u> |

**Program Detail:**

**Park Impact Fees--District 1**

**\$16,500**

This program reflects PIF expenditures in park service district No. 1. Dollars are transferred from the impact fee fund to the Capital Acquisition Fund for expenditure on eligible projects.

| <u>Actual</u>    | <u>Actual</u>    | <u>Actual</u>    | <u>Forecast</u>  |
|------------------|------------------|------------------|------------------|
| <u>2003/2004</u> | <u>2005/2006</u> | <u>2007/2008</u> | <u>2009/2010</u> |

**Program Detail:**

**Park Impact Fees--District 6**

**\$1,183,992**

This program reflects PIF expenditures in park service district No. 6. Dollars are transferred from the impact fee fund to the Capital Acquisition Fund for expenditure on eligible projects.

| <u>Actual</u>    | <u>Actual</u>    | <u>Actual</u>    | <u>Forecast</u>  |
|------------------|------------------|------------------|------------------|
| <u>2003/2004</u> | <u>2005/2006</u> | <u>2007/2008</u> | <u>2009/2010</u> |

**Program Detail:**

**Park Impact Fees--District 8**

**\$838,194**

This program reflects PIF expenditures in park service district No. 8. Dollars are transferred from the impact fee fund to the Capital Acquisition Fund for expenditure on eligible projects.

| <u>Actual</u>    | <u>Actual</u>    | <u>Actual</u>    | <u>Forecast</u>  |
|------------------|------------------|------------------|------------------|
| <u>2003/2004</u> | <u>2005/2006</u> | <u>2007/2008</u> | <u>2009/2010</u> |

**Program Detail:**

**PIF -- Development #1**

**\$8,000**

This program reflects transfers to the City of Vancouver from PIF District No 2.

| <u>Actual</u>    | <u>Actual</u>    | <u>Actual</u>    | <u>Forecast</u>  |
|------------------|------------------|------------------|------------------|
| <u>2003/2004</u> | <u>2005/2006</u> | <u>2007/2008</u> | <u>2009/2010</u> |

**Public Access Cable TV Fund**

**\$0**

**Department Detail:**

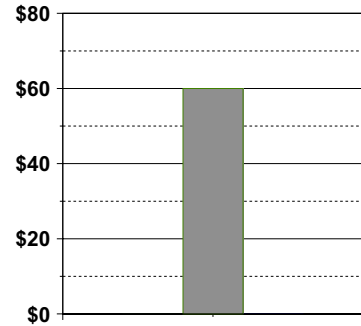
**Public Access Cable TV Fund**

**\$0**

The Public Access Cable TV Fund is a capital fund

| <u>Department Expenditures</u>      | <u>Actual 2005/2006</u> | <u>Actual 2007/2008</u> | <u>Budget 2009/2010</u> |
|-------------------------------------|-------------------------|-------------------------|-------------------------|
| Transfers                           | \$0                     | \$60,000                | \$0                     |
| Supplies                            | \$0                     | \$0                     | \$0                     |
| Other Services                      | \$0                     | \$0                     | \$0                     |
| Debt Service and Interest           | \$0                     | \$0                     | \$0                     |
| Professional Services               | \$0                     | \$0                     | \$0                     |
| <b>Dept Total:</b>                  | <b>\$0</b>              | <b>\$60,000</b>         | <b>\$0</b>              |
| <b>%Change from previous period</b> |                         | <b>0.00%</b>            | <b>-100.00%</b>         |

Expenditure History (\$ in thousands)



| Actual 2005/2006 | Actual 2007/2008 | Budget 2009/2010 |
|------------------|------------------|------------------|
| \$0              | \$60,000         | \$0              |

| <u>Staffing (FTE's)</u> | <u>Actual 2005/2006</u> | <u>Actual 2007/2008</u> | <u>Budget 2009/2010</u> |
|-------------------------|-------------------------|-------------------------|-------------------------|
| Full Time Equivalents   | 0.00                    | 0.00                    | 0.00                    |

| <u>Program Expenditures</u>          | <u>Actual 2005/2006</u> | <u>Actual 2007/2008</u> | <u>Budget 2009/2010</u> |
|--------------------------------------|-------------------------|-------------------------|-------------------------|
| Public Access Cable TV Fund Dept 360 | \$0                     | \$60,000                | \$0                     |
| <b>Dept Total:</b>                   | <b>\$0</b>              | <b>\$60,000</b>         | <b>\$0</b>              |
| <b>%Change from previous period:</b> |                         | <b>0.00%</b>            | <b>-100.00%</b>         |

**Department Detail:**

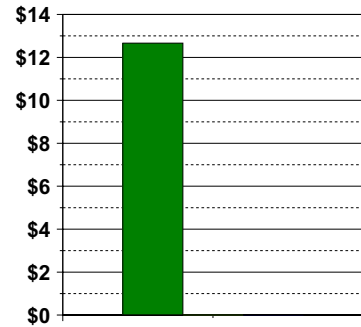
**Public Access Cable TV Fund dept 361**

**\$0**

The Public Access Cable TV Fund is a capital fund

| <u>Department Expenditures</u>      | <u>Actual 2005/2006</u> | <u>Actual 2007/2008</u> | <u>Budget 2009/2010</u> |
|-------------------------------------|-------------------------|-------------------------|-------------------------|
| Professional Services               | \$0                     | \$0                     | \$0                     |
| Capital Expenditures                | \$12,667                | \$0                     | \$0                     |
| Transfers                           | \$0                     | \$0                     | \$0                     |
| <b>Dept Total:</b>                  | <b>\$12,667</b>         | <b>\$0</b>              | <b>\$0</b>              |
| <b>%Change from previous period</b> |                         | <b>-100.00%</b>         | <b>0.00%</b>            |

Expenditure History (\$ in thousands)



| Actual 2005/2006 | Actual 2007/2008 | Budget 2009/2010 |
|------------------|------------------|------------------|
| \$12,667         | \$0              | \$0              |

| <u>Staffing (FTE's)</u> | <u>Actual 2005/2006</u> | <u>Actual 2007/2008</u> | <u>Budget 2009/2010</u> |
|-------------------------|-------------------------|-------------------------|-------------------------|
| Full Time Equivalents   | 0.00                    | 0.00                    | 0.00                    |

| <u>Program Expenditures</u>          | <u>Actual 2005/2006</u> | <u>Actual 2007/2008</u> | <u>Budget 2009/2010</u> |
|--------------------------------------|-------------------------|-------------------------|-------------------------|
| Public Access Cable TV Fund          | \$12,667                | \$0                     | \$0                     |
| <b>Dept Total:</b>                   | <b>\$12,667</b>         | <b>\$0</b>              | <b>\$0</b>              |
| <b>%Change from previous period:</b> |                         | <b>-100.00%</b>         | <b>0.00%</b>            |

# Real Estate Excise Tax

**\$10,663,770**

## Department Detail:

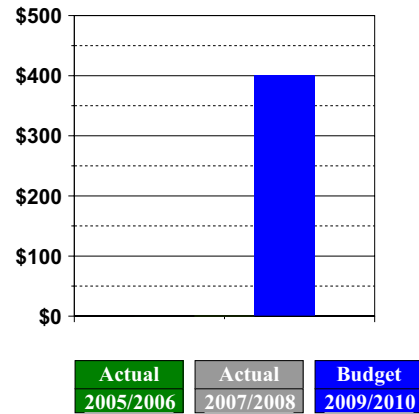
### Cumulative Building Reserve - Parks

**\$400,000**

This budget accounts for the proceeds of the Real Estate Excise Tax. This revenue is dedicated to the provision of capital facilities identified in the Capital Facilities element of the County Comprehensive Plan now being finalized under the Growth Management Act.

Expenditure History (\$ in thousands)

| <u>Department Expenditures</u>      | <u>Actual 2005/2006</u> | <u>Actual 2007/2008</u> | <u>Budget 2009/2010</u> |
|-------------------------------------|-------------------------|-------------------------|-------------------------|
| Transfers                           | \$0                     | \$0                     | \$400,000               |
| <b>Dept Total:</b>                  | <b>\$0</b>              | <b>\$0</b>              | <b>\$400,000</b>        |
| <b>%Change from previous period</b> |                         | <b>0.00%</b>            | <b>0.00%</b>            |
| <u>Staffing (FTE's)</u>             | <u>Actual 2005/2006</u> | <u>Actual 2007/2008</u> | <u>Budget 2009/2010</u> |
| Full Time Equivalents               | 0.00                    | 0.00                    | 0.00                    |



| <u>Program Expenditures</u>          | <u>Actual 2005/2006</u> | <u>Actual 2007/2008</u> | <u>Budget 2009/2010</u> |
|--------------------------------------|-------------------------|-------------------------|-------------------------|
| Cumulative Building Reserve - Parks  | \$0                     | \$0                     | \$400,000               |
| <b>Dept Total:</b>                   | <b>\$0</b>              | <b>\$0</b>              | <b>\$400,000</b>        |
| <b>%Change from previous period:</b> |                         | <b>0.00%</b>            | <b>0.00%</b>            |

## Department Detail:

### Real Estate Excise Tax / Construction

**\$10,263,770**

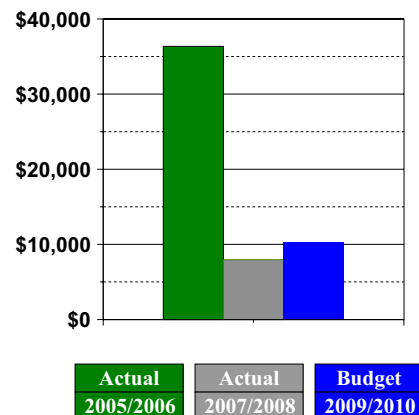
This budget accounts for the proceeds of the Real Estate Excise Tax. This revenue is dedicated to the provision of capital facilities identified in the Capital Facilities element of the County Comprehensive Plan now being finalized under the Growth Management Act.

## Department Goals

- To ensure adequate infrastructure exists to meet public demand.

| <u>Department Expenditures</u>      | <u>Actual 2005/2006</u> | <u>Actual 2007/2008</u> | <u>Budget 2009/2010</u> |
|-------------------------------------|-------------------------|-------------------------|-------------------------|
| Debt Service and Interest           | \$30,905,796            | \$0                     | \$1,000,000             |
| Transfers                           | \$5,450,859             | \$7,960,825             | \$9,263,770             |
| Professional Services               | \$0                     | \$0                     | \$0                     |
| <b>Dept Total:</b>                  | <b>\$36,356,655</b>     | <b>\$7,960,825</b>      | <b>\$10,263,770</b>     |
| <b>%Change from previous period</b> |                         | <b>-78.10%</b>          | <b>28.93%</b>           |
| <u>Staffing (FTE's)</u>             | <u>Actual 2005/2006</u> | <u>Actual 2007/2008</u> | <u>Budget 2009/2010</u> |
| Full Time Equivalents               | 0.00                    | 0.00                    | 0.00                    |

Expenditure History (\$ in thousands)



| <u>Program Expenditures</u>           | <u>Actual 2005/2006</u> | <u>Actual 2007/2008</u> | <u>Budget 2009/2010</u> |
|---------------------------------------|-------------------------|-------------------------|-------------------------|
| Real Estate Excise Tax / Construction | \$36,356,655            | \$7,960,825             | \$10,263,770            |
| <b>Dept Total:</b>                    | <b>\$36,356,655</b>     | <b>\$7,960,825</b>      | <b>\$10,263,770</b>     |
| <b>%Change from previous period:</b>  |                         | <b>-78.10%</b>          | <b>28.93%</b>           |

**Program Detail:**

**Cumulative Building Reserve - Parks**

**\$400,000**

This budget accounts for the proceeds of the Real Estate Excise Tax. This revenue is dedicated to the provision of Parks and Recreation capital facilities identified in the Capital Facilities element of the County Comprehensive Plan now being finalized under the Growth Management Act.

| <u>Actual</u>    | <u>Actual</u>    | <u>Actual</u>    | <u>Forecast</u>  |
|------------------|------------------|------------------|------------------|
| <u>2003/2004</u> | <u>2005/2006</u> | <u>2007/2008</u> | <u>2009/2010</u> |

**Program Detail:**

**Real Estate Excise Tax / Construction**

**\$10,263,770**

This budget accounts for the proceeds of the Real Estate Excise Tax. This revenue is dedicated to the provision of capital facilities / Construction identified in the Capital Facilities element of the County Comprehensive Plan now being finalized under the Growth Management Act.

| <u>Actual</u>    | <u>Actual</u>    | <u>Actual</u>    | <u>Forecast</u>  |
|------------------|------------------|------------------|------------------|
| <u>2003/2004</u> | <u>2005/2006</u> | <u>2007/2008</u> | <u>2009/2010</u> |

# Stadium & Convention

\$0

## Department Detail:

### Stadium & Convention

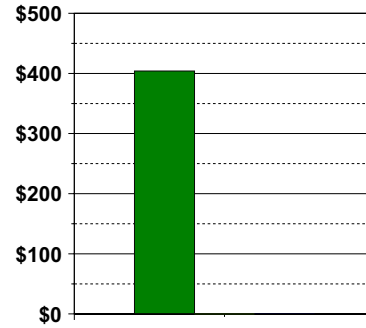
\$0

Stadium & Convention

| <u>Department Expenditures</u>      | <u>Actual 2005/2006</u> | <u>Actual 2007/2008</u> | <u>Budget 2009/2010</u> |
|-------------------------------------|-------------------------|-------------------------|-------------------------|
| Professional Services               | \$0                     | \$0                     | \$0                     |
| Transfers                           | \$300,615               | \$0                     | \$0                     |
| Capital Expenditures                | \$103,406               | \$0                     | \$0                     |
| <b>Dept Total:</b>                  | <b><u>\$404,021</u></b> | <b><u>\$0</u></b>       | <b><u>\$0</u></b>       |
| <b>%Change from previous period</b> |                         | <b><u>-100.00%</u></b>  | <b><u>0.00%</u></b>     |

| <u>Staffing (FTE's)</u> | <u>Actual 2005/2006</u> | <u>Actual 2007/2008</u> | <u>Budget 2009/2010</u> |
|-------------------------|-------------------------|-------------------------|-------------------------|
| Full Time Equivalents   | 0.00                    | 0.00                    | 0.00                    |

Expenditure History (\$ in thousands)



| Actual 2005/2006 | Actual 2007/2008 | Budget 2009/2010 |
|------------------|------------------|------------------|
| \$404,021        | \$0              | \$0              |

| <u>Program Expenditures</u>          | <u>Actual 2005/2006</u> | <u>Actual 2007/2008</u> | <u>Budget 2009/2010</u> |
|--------------------------------------|-------------------------|-------------------------|-------------------------|
| Stadium & Convention                 | \$103,406               | \$0                     | \$0                     |
| Stadium & Convention Program         | \$300,615               | \$0                     | \$0                     |
| Tourism Development                  | \$0                     | \$0                     | \$0                     |
| <b>Dept Total:</b>                   | <b><u>\$404,021</u></b> | <b><u>\$0</u></b>       | <b><u>\$0</u></b>       |
| <b>%Change from previous period:</b> |                         | <b><u>-100.00%</u></b>  | <b><u>0.00%</u></b>     |

# Traffic Impact Fees

**\$23,159,886**

## Department Detail:

### Orchards Road Benefit Area - TIF

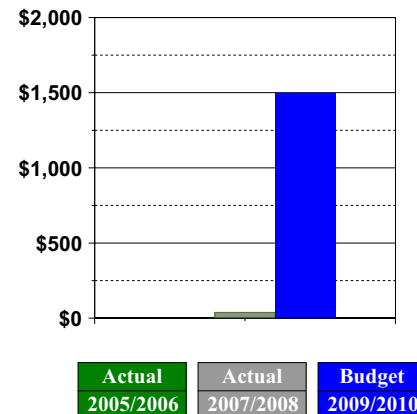
**\$1,500,000**

The Orchards Benefit Area Fund consists of revenues collected from developers in the 1980's for improvements to roadway infrastructure in the Orchards Benefit Area. 1995 allocations represent final expenditure of these funds. The Fund is not expected to continue in 1996.

| <u>Department Expenditures</u>      | <u>Actual 2005/2006</u> | <u>Actual 2007/2008</u> | <u>Budget 2009/2010</u> |
|-------------------------------------|-------------------------|-------------------------|-------------------------|
| Transfers                           | \$0                     | \$38,540                | \$1,500,000             |
| <b>Dept Total:</b>                  | <b>\$0</b>              | <b>\$38,540</b>         | <b>\$1,500,000</b>      |
| <b>%Change from previous period</b> |                         | <b>0.00%</b>            | <b>3792.10%</b>         |

| <u>Staffing (FTE's)</u> | <u>Actual 2005/2006</u> | <u>Actual 2007/2008</u> | <u>Budget 2009/2010</u> |
|-------------------------|-------------------------|-------------------------|-------------------------|
| Full Time Equivalents   | 0.00                    | 0.00                    | 0.00                    |

Expenditure History (\$ in thousands)



| <u>Program Expenditures</u>          | <u>Actual 2005/2006</u> | <u>Actual 2007/2008</u> | <u>Budget 2009/2010</u> |
|--------------------------------------|-------------------------|-------------------------|-------------------------|
| Orchards Road Benefit Area           | \$0                     | \$38,540                | \$1,500,000             |
| <b>Dept Total:</b>                   | <b>\$0</b>              | <b>\$38,540</b>         | <b>\$1,500,000</b>      |
| <b>%Change from previous period:</b> |                         | <b>0.00%</b>            | <b>3792.10%</b>         |

## Department Detail:

### Road Impact Fees- Hazel Dell /Felida

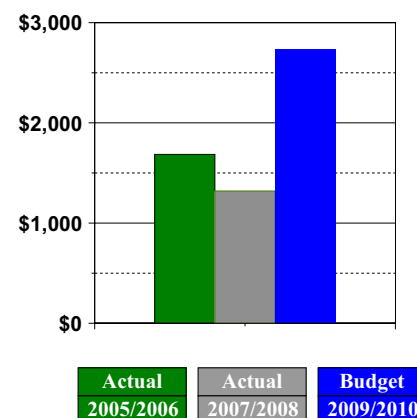
**\$2,732,434**

This is a Road Impact Fees- Hazel Dell /Felida

| <u>Department Expenditures</u>      | <u>Actual 2005/2006</u> | <u>Actual 2007/2008</u> | <u>Budget 2009/2010</u> |
|-------------------------------------|-------------------------|-------------------------|-------------------------|
| Transfers                           | \$1,685,000             | \$1,320,659             | \$2,732,434             |
| <b>Dept Total:</b>                  | <b>\$1,685,000</b>      | <b>\$1,320,659</b>      | <b>\$2,732,434</b>      |
| <b>%Change from previous period</b> |                         | <b>-21.62%</b>          | <b>106.90%</b>          |

| <u>Staffing (FTE's)</u> | <u>Actual 2005/2006</u> | <u>Actual 2007/2008</u> | <u>Budget 2009/2010</u> |
|-------------------------|-------------------------|-------------------------|-------------------------|
| Full Time Equivalents   | 0.00                    | 0.00                    | 0.00                    |

Expenditure History (\$ in thousands)



| <u>Program Expenditures</u>             | <u>Actual 2005/2006</u> | <u>Actual 2007/2008</u> | <u>Budget 2009/2010</u> |
|---|-------------------------|-------------------------|-------------------------|
| Traffic Impact Fees- Hazel Dell /Felida | \$1,685,000             | \$1,320,659             | \$2,732,434             |
| <b>Dept Total:</b>                      | <b>\$1,685,000</b>      | <b>\$1,320,659</b>      | <b>\$2,732,434</b>      |
| <b>%Change from previous period:</b>    |                         | <b>-21.62%</b>          | <b>106.90%</b>          |

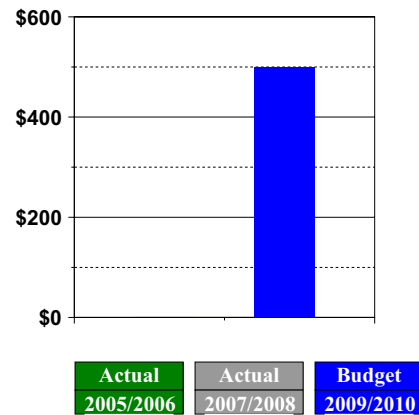
**Department Detail:**

**Traffic Impact Fee - Rural 2**

**\$500,000**

| <u>Department Expenditures</u>      | <u>Actual 2005/2006</u> | <u>Actual 2007/2008</u> | <u>Budget 2009/2010</u> |
|-------------------------------------|-------------------------|-------------------------|-------------------------|
| Transfers                           | \$0                     | \$0                     | \$500,000               |
| <b>Dept Total:</b>                  | <b>\$0</b>              | <b>\$0</b>              | <b>\$500,000</b>        |
| <b>%Change from previous period</b> |                         | <b>0.00%</b>            | <b>0.00%</b>            |
| <u>Staffing (FTE's)</u>             | <u>Actual 2005/2006</u> | <u>Actual 2007/2008</u> | <u>Budget 2009/2010</u> |
| Full Time Equivalents               | 0.00                    | 0.00                    | 0.00                    |

Expenditure History (\$ in thousands)



| <u>Program Expenditures</u>          | <u>Actual 2005/2006</u> | <u>Actual 2007/2008</u> | <u>Budget 2009/2010</u> |
|--------------------------------------|-------------------------|-------------------------|-------------------------|
| Traffic Impact Fees - Rural 2        | \$0                     | \$0                     | \$500,000               |
| <b>Dept Total:</b>                   | <b>\$0</b>              | <b>\$0</b>              | <b>\$500,000</b>        |
| <b>%Change from previous period:</b> |                         | <b>0.00%</b>            | <b>0.00%</b>            |

**Department Detail:**

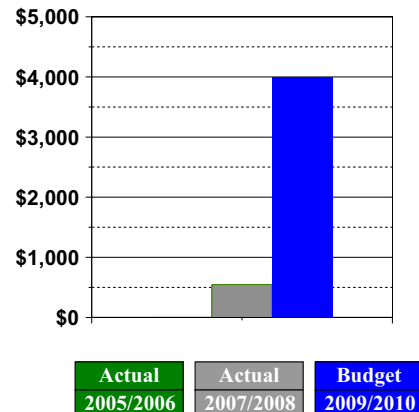
**Traffic Impact Fee - Sifton Overlay**

**\$4,000,000**

This fund is a reserve fund for Transportation Impact Fees in the Sifton Overlay area. No staff is assigned. The only expenditures from the fund are interfund transfers to the County Road Fund which is solely responsible for TIF and capital road construction.

| <u>Department Expenditures</u>      | <u>Actual 2005/2006</u> | <u>Actual 2007/2008</u> | <u>Budget 2009/2010</u> |
|-------------------------------------|-------------------------|-------------------------|-------------------------|
| Transfers                           | \$0                     | \$548,178               | \$4,000,000             |
| <b>Dept Total:</b>                  | <b>\$0</b>              | <b>\$548,178</b>        | <b>\$4,000,000</b>      |
| <b>%Change from previous period</b> |                         | <b>0.00%</b>            | <b>629.69%</b>          |
| <u>Staffing (FTE's)</u>             | <u>Actual 2005/2006</u> | <u>Actual 2007/2008</u> | <u>Budget 2009/2010</u> |
| Full Time Equivalents               | 0.00                    | 0.00                    | 0.00                    |

Expenditure History (\$ in thousands)



| <u>Program Expenditures</u>          | <u>Actual 2005/2006</u> | <u>Actual 2007/2008</u> | <u>Budget 2009/2010</u> |
|--------------------------------------|-------------------------|-------------------------|-------------------------|
| Sifton Overlay                       | \$0                     | \$548,178               | \$4,000,000             |
| <b>Dept Total:</b>                   | <b>\$0</b>              | <b>\$548,178</b>        | <b>\$4,000,000</b>      |
| <b>%Change from previous period:</b> |                         | <b>0.00%</b>            | <b>629.69%</b>          |

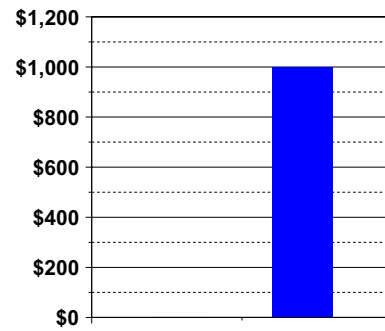
**Department Detail:**

**Traffic Impact Fees - 119th St Transition**

**\$1,000,000**

| <u>Department Expenditures</u>      | <u>Actual 2005/2006</u> | <u>Actual 2007/2008</u> | <u>Budget 2009/2010</u> |
|-------------------------------------|-------------------------|-------------------------|-------------------------|
| Transfers                           | \$0                     | \$0                     | \$1,000,000             |
| <b>Dept Total:</b>                  | <b>\$0</b>              | <b>\$0</b>              | <b>\$1,000,000</b>      |
| <b>%Change from previous period</b> |                         | <b>0.00%</b>            | <b>0.00%</b>            |
| <u>Staffing (FTE's)</u>             | <u>Actual 2005/2006</u> | <u>Actual 2007/2008</u> | <u>Budget 2009/2010</u> |
| Full Time Equivalents               | 0.00                    | 0.00                    | 0.00                    |

Expenditure History (\$ in thousands)



| Actual 2005/2006 | Actual 2007/2008 | Budget 2009/2010 |
|------------------|------------------|------------------|
| \$0              | \$0              | \$1,000          |

| <u>Program Expenditures</u>               | <u>Actual 2005/2006</u> | <u>Actual 2007/2008</u> | <u>Budget 2009/2010</u> |
|---|-------------------------|-------------------------|-------------------------|
| Traffic Impact Fees - 119th St Transition | \$0                     | \$0                     | \$1,000,000             |
| <b>Dept Total:</b>                        | <b>\$0</b>              | <b>\$0</b>              | <b>\$1,000,000</b>      |
| <b>%Change from previous period:</b>      |                         | <b>0.00%</b>            | <b>0.00%</b>            |

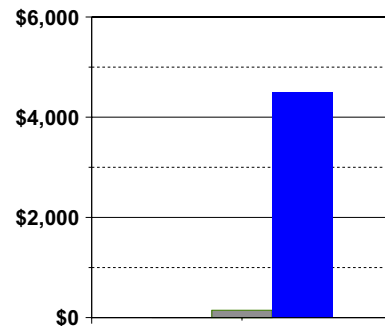
**Department Detail:**

**Traffic Impact Fees - North Orchards**

**\$4,500,000**

| <u>Department Expenditures</u>      | <u>Actual 2005/2006</u> | <u>Actual 2007/2008</u> | <u>Budget 2009/2010</u> |
|-------------------------------------|-------------------------|-------------------------|-------------------------|
| Transfers                           | \$0                     | \$148,655               | \$4,500,000             |
| <b>Dept Total:</b>                  | <b>\$0</b>              | <b>\$148,655</b>        | <b>\$4,500,000</b>      |
| <b>%Change from previous period</b> |                         | <b>0.00%</b>            | <b>2927.15%</b>         |
| <u>Staffing (FTE's)</u>             | <u>Actual 2005/2006</u> | <u>Actual 2007/2008</u> | <u>Budget 2009/2010</u> |
| Full Time Equivalents               | 0.00                    | 0.00                    | 0.00                    |

Expenditure History (\$ in thousands)



| Actual 2005/2006 | Actual 2007/2008 | Budget 2009/2010 |
|------------------|------------------|------------------|
| \$0              | \$148,655        | \$4,500,000      |

| <u>Program Expenditures</u>          | <u>Actual 2005/2006</u> | <u>Actual 2007/2008</u> | <u>Budget 2009/2010</u> |
|--------------------------------------|-------------------------|-------------------------|-------------------------|
| Traffic Impact Fees - North Orchards | \$0                     | \$148,655               | \$4,500,000             |
| <b>Dept Total:</b>                   | <b>\$0</b>              | <b>\$148,655</b>        | <b>\$4,500,000</b>      |
| <b>%Change from previous period:</b> |                         | <b>0.00%</b>            | <b>2927.15%</b>         |

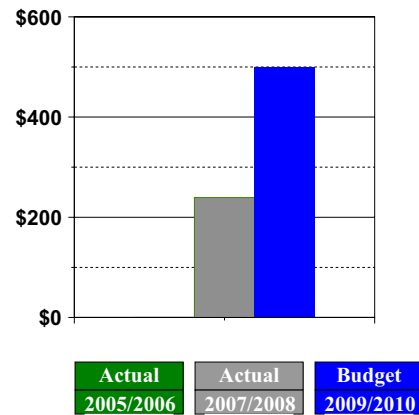
**Department Detail:**

**Traffic Impact Fees - South Orchards**

**\$500,000**

| <u>Department Expenditures</u>      | <u>Actual 2005/2006</u> | <u>Actual 2007/2008</u> | <u>Budget 2009/2010</u> |
|-------------------------------------|-------------------------|-------------------------|-------------------------|
| Transfers                           | \$0                     | \$239,345               | \$500,000               |
| <b>Dept Total:</b>                  | <b>\$0</b>              | <b>\$239,345</b>        | <b>\$500,000</b>        |
| <b>%Change from previous period</b> |                         | <b>0.00%</b>            | <b>108.90%</b>          |
| <u>Staffing (FTE's)</u>             | <u>Actual 2005/2006</u> | <u>Actual 2007/2008</u> | <u>Budget 2009/2010</u> |
| Full Time Equivalents               | 0.00                    | 0.00                    | 0.00                    |

Expenditure History (\$ in thousands)



| <u>Program Expenditures</u>          | <u>Actual 2005/2006</u> | <u>Actual 2007/2008</u> | <u>Budget 2009/2010</u> |
|--------------------------------------|-------------------------|-------------------------|-------------------------|
| Traffic Impact Fees - South Orchards | \$0                     | \$239,345               | \$500,000               |
| <b>Dept Total:</b>                   | <b>\$0</b>              | <b>\$239,345</b>        | <b>\$500,000</b>        |
| <b>%Change from previous period:</b> |                         | <b>0.00%</b>            | <b>108.90%</b>          |

**Department Detail:**

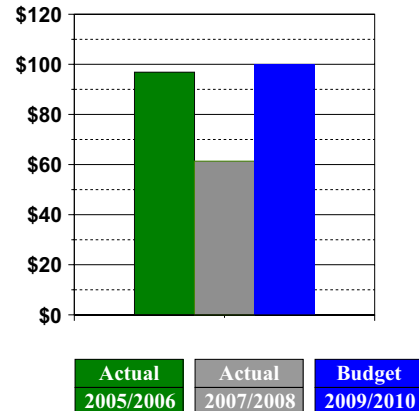
**Traffic Impact Fees--Cascade Park**

**\$100,000**

This fund is a reserve fund for Transportation Impact Fees collected in the South County TIF area. No staff is assigned. The only expenditures from the fund are interfund transfers to the County Road Fund which is solely responsible for TIF and capital road construction.

| <u>Department Expenditures</u>      | <u>Actual 2005/2006</u> | <u>Actual 2007/2008</u> | <u>Budget 2009/2010</u> |
|-------------------------------------|-------------------------|-------------------------|-------------------------|
| Transfers                           | \$96,880                | \$61,367                | \$100,000               |
| <b>Dept Total:</b>                  | <b>\$96,880</b>         | <b>\$61,367</b>         | <b>\$100,000</b>        |
| <b>%Change from previous period</b> |                         | <b>-36.66%</b>          | <b>62.95%</b>           |
| <u>Staffing (FTE's)</u>             | <u>Actual 2005/2006</u> | <u>Actual 2007/2008</u> | <u>Budget 2009/2010</u> |
| Full Time Equivalents               | 0.00                    | 0.00                    | 0.00                    |

Expenditure History (\$ in thousands)



| <u>Program Expenditures</u>          | <u>Actual 2005/2006</u> | <u>Actual 2007/2008</u> | <u>Budget 2009/2010</u> |
|--------------------------------------|-------------------------|-------------------------|-------------------------|
| Traffic Impact Fees--Cascade Park    | \$96,880                | \$61,367                | \$100,000               |
| <b>Dept Total:</b>                   | <b>\$96,880</b>         | <b>\$61,367</b>         | <b>\$100,000</b>        |
| <b>%Change from previous period:</b> |                         | <b>-36.66%</b>          | <b>62.95%</b>           |

**Department Detail:**

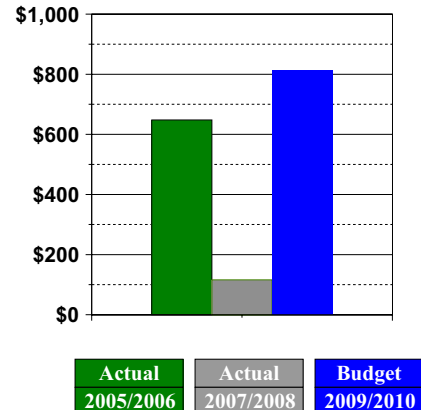
**Traffic Impact Fees--Evergreen**

**\$812,348**

This fund is a reserve fund for Transportation Impact Fees collected in the Evergreen TIF area. No staff is assigned. The only expenditures from the fund are interfund transfers to the County Road Fund which is solely responsible for TIF and capital road construction.

| <u>Department Expenditures</u>      | <u>Actual 2005/2006</u> | <u>Actual 2007/2008</u> | <u>Budget 2009/2010</u> |
|-------------------------------------|-------------------------|-------------------------|-------------------------|
| Transfers                           | \$647,840               | \$116,235               | \$812,348               |
| <b>Dept Total:</b>                  | <b>\$647,840</b>        | <b>\$116,235</b>        | <b>\$812,348</b>        |
| <b>%Change from previous period</b> |                         | <b>-82.06%</b>          | <b>598.88%</b>          |
| <u>Staffing (FTE's)</u>             | <u>Actual 2005/2006</u> | <u>Actual 2007/2008</u> | <u>Budget 2009/2010</u> |
| Full Time Equivalents               | 0.00                    | 0.00                    | 0.00                    |

Expenditure History (\$ in thousands)



| <u>Program Expenditures</u>          | <u>Actual 2005/2006</u> | <u>Actual 2007/2008</u> | <u>Budget 2009/2010</u> |
|--------------------------------------|-------------------------|-------------------------|-------------------------|
| Traffic Impact Fees--Evergreen       | \$647,840               | \$116,235               | \$812,348               |
| <b>Dept Total:</b>                   | <b>\$647,840</b>        | <b>\$116,235</b>        | <b>\$812,348</b>        |
| <b>%Change from previous period:</b> |                         | <b>-82.06%</b>          | <b>598.88%</b>          |

**Department Detail:**

**Traffic Impact Fees--Mount Vista**

**\$4,480,002**

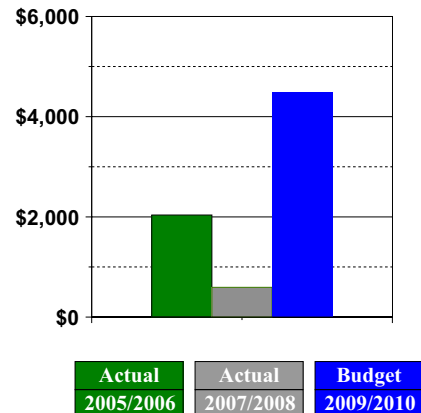
This fund is a reserve fund for Transportation Impact Fees collected in the Mount Vista TIF area. No staff is assigned. The only expenditures from the fund are interfund transfers to the County Road Fund which is solely responsible for TIF and capital road construction.

**Department Goals**

- To ensure sufficient funding for road construction.

| <u>Department Expenditures</u>      | <u>Actual 2005/2006</u> | <u>Actual 2007/2008</u> | <u>Budget 2009/2010</u> |
|-------------------------------------|-------------------------|-------------------------|-------------------------|
| Transfers                           | \$2,037,000             | \$593,625               | \$4,480,002             |
| <b>Dept Total:</b>                  | <b>\$2,037,000</b>      | <b>\$593,625</b>        | <b>\$4,480,002</b>      |
| <b>%Change from previous period</b> |                         | <b>-70.86%</b>          | <b>654.69%</b>          |
| <u>Staffing (FTE's)</u>             | <u>Actual 2005/2006</u> | <u>Actual 2007/2008</u> | <u>Budget 2009/2010</u> |
| Full Time Equivalents               | 0.00                    | 0.00                    | 0.00                    |

Expenditure History (\$ in thousands)



| <u>Program Expenditures</u>          | <u>Actual 2005/2006</u> | <u>Actual 2007/2008</u> | <u>Budget 2009/2010</u> |
|--------------------------------------|-------------------------|-------------------------|-------------------------|
| Traffic Impact Fees--Mount Vista     | \$2,037,000             | \$593,625               | \$4,480,002             |
| <b>Dept Total:</b>                   | <b>\$2,037,000</b>      | <b>\$593,625</b>        | <b>\$4,480,002</b>      |
| <b>%Change from previous period:</b> |                         | <b>-70.86%</b>          | <b>654.69%</b>          |

**Department Detail:**

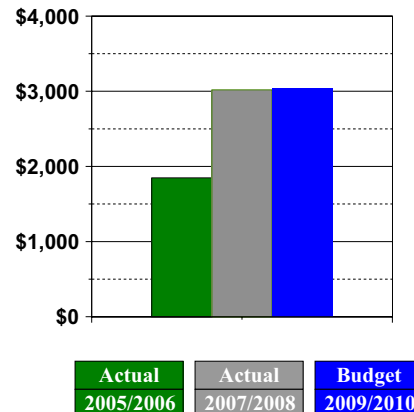
**Traffic Impact Fees--Orchards**

**\$3,035,102**

This fund is a reserve fund for Transportation Impact Fees collected in the Orchards TIF area. No staff is assigned. The only expenditures from the fund are interfund transfers to the County Road Fund which is solely responsible for TIF and capital road construction.

| <u>Department Expenditures</u>      | <u>Actual 2005/2006</u> | <u>Actual 2007/2008</u> | <u>Budget 2009/2010</u> |
|-------------------------------------|-------------------------|-------------------------|-------------------------|
| Transfers                           | \$1,849,080             | \$3,020,102             | \$3,035,102             |
| <b>Dept Total:</b>                  | <b>\$1,849,080</b>      | <b>\$3,020,102</b>      | <b>\$3,035,102</b>      |
| <b>%Change from previous period</b> |                         | <b>63.33%</b>           | <b>0.50%</b>            |
| <u>Staffing (FTE's)</u>             | <u>Actual 2005/2006</u> | <u>Actual 2007/2008</u> | <u>Budget 2009/2010</u> |
| Full Time Equivalents               | 0.00                    | 0.00                    | 0.00                    |

Expenditure History (\$ in thousands)



| <u>Program Expenditures</u>          | <u>Actual 2005/2006</u> | <u>Actual 2007/2008</u> | <u>Budget 2009/2010</u> |
|--------------------------------------|-------------------------|-------------------------|-------------------------|
| Traffic Impact Fees--Orchards        | \$1,849,080             | \$3,020,102             | \$3,035,102             |
| <b>Dept Total:</b>                   | <b>\$1,849,080</b>      | <b>\$3,020,102</b>      | <b>\$3,035,102</b>      |
| <b>%Change from previous period:</b> |                         | <b>63.33%</b>           | <b>0.50%</b>            |

**Program Detail:**

**Orchards Road Benefit Area**

**\$1,500,000**

This program reflects transfer from the Orchards Road Benefit Reserve Fund.

| <u>Actual 2003/2004</u> | <u>Actual 2005/2006</u> | <u>Actual 2007/2008</u> | <u>Forecast 2009/2010</u> |
|-------------------------|-------------------------|-------------------------|---------------------------|
|                         |                         |                         |                           |

**Program Detail:**

**Sifton Overlay**

**\$4,000,000**

This program reflects transfer from the Sifton TIF Overlay Reserve Fund.

| <u>Actual 2003/2004</u> | <u>Actual 2005/2006</u> | <u>Actual 2007/2008</u> | <u>Forecast 2009/2010</u> |
|-------------------------|-------------------------|-------------------------|---------------------------|
|                         |                         |                         |                           |

**Program Detail:**

**Traffic Impact Fees--Mount Vista**

**\$4,480,002**

This program reflects TIF expenditures in the Mount Vista traffic service area. Dollars are transferred from the impact fee fund to the Road Fund for expenditure on eligible projects.

| <u>Actual 2003/2004</u> | <u>Actual 2005/2006</u> | <u>Actual 2007/2008</u> | <u>Forecast 2009/2010</u> |
|-------------------------|-------------------------|-------------------------|---------------------------|
|                         |                         |                         |                           |

**Program Detail:**

**Traffic Impact Fees--Orchards**

**\$3,035,102**

This program reflects TIF expenditures in the Orchards traffic service area. Dollars are transferred from the impact fee fund to the Road Fund for expenditure on eligible projects.

| <u>Actual 2003/2004</u> | <u>Actual 2005/2006</u> | <u>Actual 2007/2008</u> | <u>Forecast 2009/2010</u> |
|-------------------------|-------------------------|-------------------------|---------------------------|
|                         |                         |                         |                           |

**Program Detail:**

**Traffic Impact Fees--Evergreen**

**\$812,348**

This program reflects TIF expenditures in the Evergreen traffic service area. Dollars are transferred from the impact fee fund to the Road Fund for expenditure on eligible projects.

| <u>Actual</u>    | <u>Actual</u>    | <u>Actual</u>    | <u>Forecast</u>  |
|------------------|------------------|------------------|------------------|
| <u>2003/2004</u> | <u>2005/2006</u> | <u>2007/2008</u> | <u>2009/2010</u> |

**Program Detail:**

**Traffic Impact Fees--Cascade Park**

**\$100,000**

This program reflects TIF expenditures in the Cascade Park traffic service area. Dollars are transferred from the impact fee fund to the Road Fund for expenditure on eligible projects.

| <u>Actual</u>    | <u>Actual</u>    | <u>Actual</u>    | <u>Forecast</u>  |
|------------------|------------------|------------------|------------------|
| <u>2003/2004</u> | <u>2005/2006</u> | <u>2007/2008</u> | <u>2009/2010</u> |

**Program Detail:**

**Traffic Impact Fees - Rural 2**

**\$500,000**

| <u>Actual</u>    | <u>Actual</u>    | <u>Actual</u>    | <u>Forecast</u>  |
|------------------|------------------|------------------|------------------|
| <u>2003/2004</u> | <u>2005/2006</u> | <u>2007/2008</u> | <u>2009/2010</u> |

**Program Detail:**

**Traffic Impact Fees - North Orchards**

**\$4,500,000**

| <u>Actual</u>    | <u>Actual</u>    | <u>Actual</u>    | <u>Forecast</u>  |
|------------------|------------------|------------------|------------------|
| <u>2003/2004</u> | <u>2005/2006</u> | <u>2007/2008</u> | <u>2009/2010</u> |

**Program Detail:**

**Traffic Impact Fees - South Orchards**

**\$500,000**

| <u>Actual</u>    | <u>Actual</u>    | <u>Actual</u>    | <u>Forecast</u>  |
|------------------|------------------|------------------|------------------|
| <u>2003/2004</u> | <u>2005/2006</u> | <u>2007/2008</u> | <u>2009/2010</u> |

**Program Detail:**

**Traffic Impact Fees- Hazel Dell /Felida**

**\$2,732,434**

This is a Traffic Impact Fees- Hazel Dell /Felida

| <u>Actual</u>    | <u>Actual</u>    | <u>Actual</u>    | <u>Forecast</u>  |
|------------------|------------------|------------------|------------------|
| <u>2003/2004</u> | <u>2005/2006</u> | <u>2007/2008</u> | <u>2009/2010</u> |

**Program Detail:**

**Traffic Impact Fees - 119th St Transition**

**\$1,000,000**

| <u>Actual</u>    | <u>Actual</u>    | <u>Actual</u>    | <u>Forecast</u>  |
|------------------|------------------|------------------|------------------|
| <u>2003/2004</u> | <u>2005/2006</u> | <u>2007/2008</u> | <u>2009/2010</u> |

# Tri-Mountain Capital

\$0

## Department Detail:

### Tri-Mountain Golf Course - Capital

\$0

This department was set up to track the acquisition and capital activities relate to the Tri-Mountain Golf Course

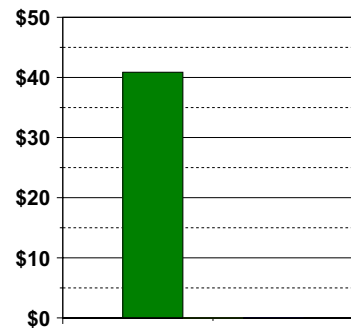
#### Department Goals

- Manage on-going capital improve to the golf course and facilities in a cost effective manner.

| <u>Department Expenditures</u>      | <u>Actual 2005/2006</u> | <u>Actual 2007/2008</u> | <u>Budget 2009/2010</u> |
|-------------------------------------|-------------------------|-------------------------|-------------------------|
| Capital Expenditures                | \$8,356                 | \$0                     | \$0                     |
| Debt Service and Interest           | \$0                     | \$0                     | \$0                     |
| Transfers                           | \$32,507                | \$0                     | \$0                     |
| <b>Dept Total:</b>                  | <b>\$40,864</b>         | <b>\$0</b>              | <b>\$0</b>              |
| <b>%Change from previous period</b> |                         | <b>-100.00%</b>         | <b>0.00%</b>            |

| <u>Staffing (FTE's)</u> | <u>Actual 2005/2006</u> | <u>Actual 2007/2008</u> | <u>Budget 2009/2010</u> |
|-------------------------|-------------------------|-------------------------|-------------------------|
| Full Time Equivalents   | 0.00                    | 0.00                    | 0.00                    |

#### Expenditure History (\$ in thousands)



| Actual 2005/2006 | Actual 2007/2008 | Budget 2009/2010 |
|------------------|------------------|------------------|
| 40.864           | 0                | 0                |

| <u>Program Expenditures</u>          | <u>Actual 2005/2006</u> | <u>Actual 2007/2008</u> | <u>Budget 2009/2010</u> |
|--------------------------------------|-------------------------|-------------------------|-------------------------|
| Golf Course Improvements             | \$40,864                | \$0                     | \$0                     |
| <b>Dept Total:</b>                   | <b>\$40,864</b>         | <b>\$0</b>              | <b>\$0</b>              |
| <b>%Change from previous period:</b> |                         | <b>-100.00%</b>         | <b>0.00%</b>            |