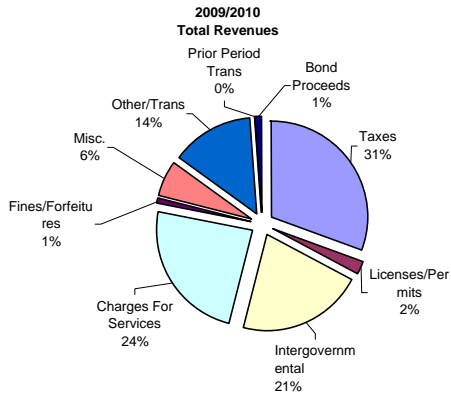


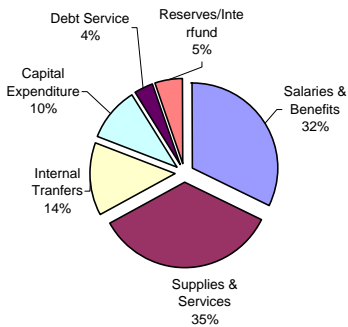
Budget in Brief



Revenues By Source

	2003/2004 Actual	2005/2006 Actual	2007/2008 Actual	2009/2010 Budget
Taxes	234,702,047	264,463,692	282,587,357	293,436,841
Licenses/Permits	18,412,443	18,370,764	15,153,056	21,581,538
Intergovernmental	142,394,390	174,649,899	177,886,566	202,198,411
Charges For Services	126,059,054	133,971,684	198,133,632	229,520,836
Fines/Forfeitures	6,978,036	7,381,652	8,127,496	8,750,238
Misc.	36,331,999	66,001,667	63,451,470	58,594,339
Other/Transfers	93,404,816	105,721,256	120,147,775	132,545,369
Prior Period Trans	12,249,679	4,435,992	11,090,360	1,084,540
Bond Proceeds	86,985,543	74,542,351	12,734,690	9,760,000
Total Revenues	757,518,007	849,538,957	889,312,401	957,472,112

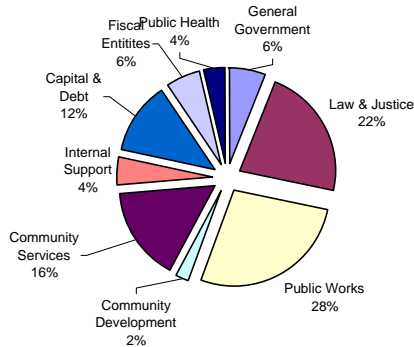
2009/2010 Expenditures by Object Code



Expenditures by Object Code

	2003/2004 Actual	2005/2006 Actual	2007/2008 Actual	2009/2010 Budget
Salaries & Benefits	225,255,659	246,661,768	290,377,138	307,477,090
Supplies & Services	206,828,208	228,952,464	265,299,239	330,467,228
Internal Transfers	88,971,013	101,609,529	122,420,040	132,642,221
Capital Expenditures	106,262,332	100,055,901	103,019,728	99,511,998
Debt Service	46,397,055	98,865,638	40,852,596	33,885,708
Reserves/Interfund	48,002,960	54,256,860	66,265,173	50,207,159
Total Expenditures	721,717,227	830,402,160	888,233,913	954,191,404

2009/2010 Expenditures by Function



Expenditures by Function

	2003/2004 Actual	2005/2006 Actual	2007/2008 Actual	2009/2010 Budget
General Government	37,769,197	47,414,566	56,889,268	59,470,213
Law & Justice	149,441,471	169,202,453	200,235,674	211,952,519
Public Works	187,651,643	206,027,649	280,138,178	258,851,546
Community Development	26,026,050	29,932,491	30,589,141	21,100,206
Community Services	80,260,450	82,415,927	98,537,968	152,198,982
Internal Support	39,022,019	41,010,795	47,718,870	42,693,946
Capital & Debt	113,350,045	161,547,792	82,819,526	118,899,012
Fiscal Entities	50,798,690	57,108,993	56,831,447	55,085,861
Public Health	37,397,662	35,741,494	34,473,841	33,939,119
Total Expenditures	721,717,227	830,402,160	888,233,913	954,191,404

Assumes a \$2.8 million expenditure of fund balance