



CLARK-VANCOUVER REGIONAL DRUG TASK FORCE
P.O Box 61832 / Vancouver, WA. 98666 / (360) 397-6017

Sergeant Bill Sofianos

Bill.sofianos@clark.wa.gov

Cannabis work session
5/30/2018
Law Enforcement Impact

Calls For Service

- ▶ Calls for service (CFS) are primarily 911 generated calls for assistance from Police/Fire/EMS.
- ▶ Data is compiled from Police Reports and Dispatch records (CAD).
- ▶ Data is not exact
 - 3 CFS may be generated in CAD for the same event if it requires Police, Fire and AMR.
 - Contact or calls made using the location address, that are unrelated to the location will be documented under that address.
 - Similarly, if a citizen calls away from the location of incident, it may not show up in the CFS history.
 - Thus, CFS numbers may be less or more than what is collected.

Vancouver Police– Calls For Service

LOCATION	LOCATION NAME	DATE OPEN	CFS 2014	CFS 2015	CFS 2016	CFS 2017	TOTAL	REPORTS 2014	REPORTS 2015	REPORTS 2016	REPORTS 2017	TOTAL
2314 MAIN ST	MAIN ST MARIJUANA	7/7/2014	9	32	53	75	169	1	2	5	1	9
6515 E MILL PLAIN BLVD	NEW VANSTERDAM	7/7/2014	27	37	23	17	104	0	1	2	2	5
212 NE 164TH AVE	THE HERBERY EAST*	8/27/2014			2	1	3	0	0	2	1	3
1906 BROADWAY ST	HIGH END MARKET PLACE	1/14/2015		8	9	8	25		0	0	1	1
6511 NE 137TH AV	HIGH 5 CANNABIS	1/4/2016			7	8	15			0	0	0
1717 NE ANDRESEN RD	BUD HUT VANCOUVER	3/14/2016			10	42	52			1	3	4
2815 ST JOHNS BLVD	GREENHEAD CANNABIS	10/19/2016			3	41	44			1	7	8
GRAND TOTALS			36	77	107	192	412	1	3	11	15	30

**NOTE HERBERY EAST CFS DATA IS LIMITED DUE TO THE NUMBER OF BUSINESSES AT THE LOCATOR*

COMMON TYPES OF REPORTS AT ABOVE LOCATIONS:

ROBBERY	1
ASSAULT	2
BURGLARY	6
THEFT	12
OTHER	9


TOP TEN CALL TYPES	2014	2015	2016	2017	Grand Total
ALARM	10	16	29	31	86
SUSPICIOUS	4	20	22	25	71
UNWANTED	2	10	16	26	54
FOLLOW UP	4	4	9	14	31
CONTACT	4	6	8	12	30
PATROL EMPHASIS	0	0	0	28	28
TRAFFIC		8	7	9	24
THEFT	1	6	7	7	21
VICE	1	5	4	10	20
PREMISE CHECK	2	8	3	6	19
GRAND TOTAL	28	83	105	168	384

The top ten CFS types make up 93% of all the calls at the locations listed above

CFS data is based on specific location of the marijuana retail store listed above. Reports are based on location and the business name of the location.

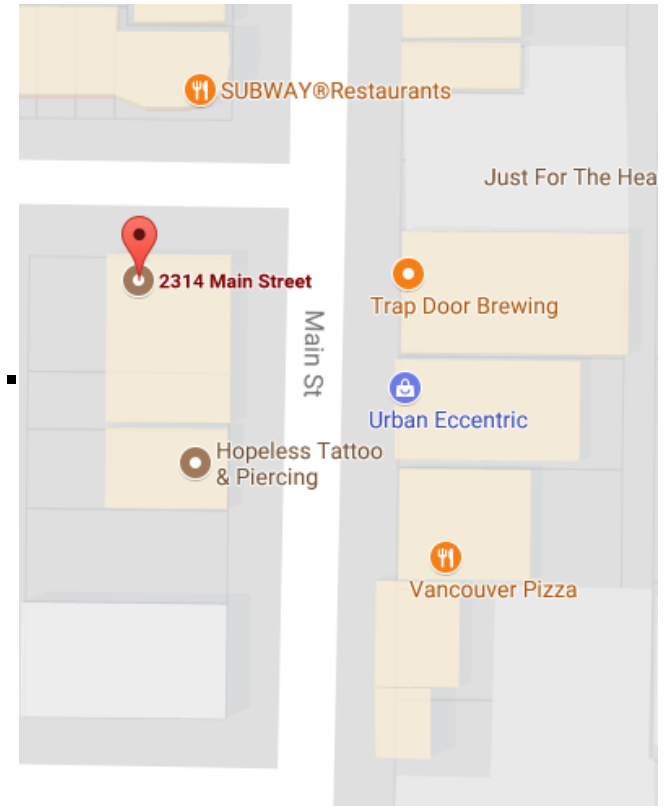


Calls For Service Comparisons

- ▶ Data collected from Dispatch CAD.
 - ▶ History is researched from 5/2016 to present.
 - ▶ Compared highest generating Marijuana Businesses to other businesses in close proximity.
- 

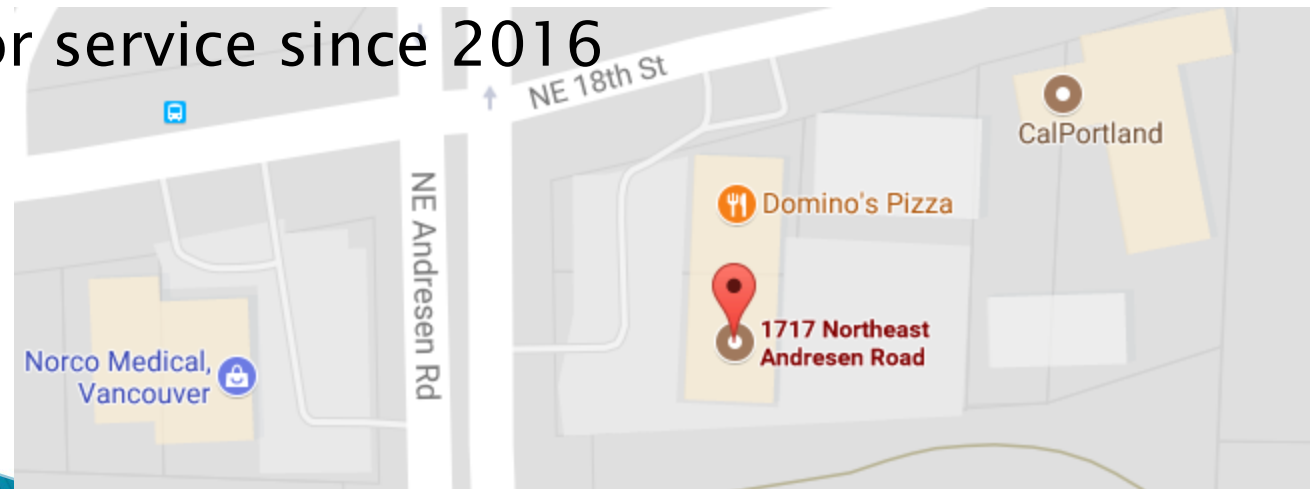
MAIN STREET MARIJUANA

- ▶ **Main St. Marijuana**: 2314 Main St.
 - 128 calls for service since 2016
- ▶ **Vancouver Pizza**: 2219 Main St.
 - 34 calls for service since 6/2016
- ▶ **Trap Door Brewing**: 2315 Main St.
 - 18 calls for service since 6/2016
- ▶ **Subway**: 2400 Main St.
 - 43 calls for service since 8/2016
- ▶ **Hopeless Tattoo**: 2308 Main St.
 - 2 calls for service since 8/2016



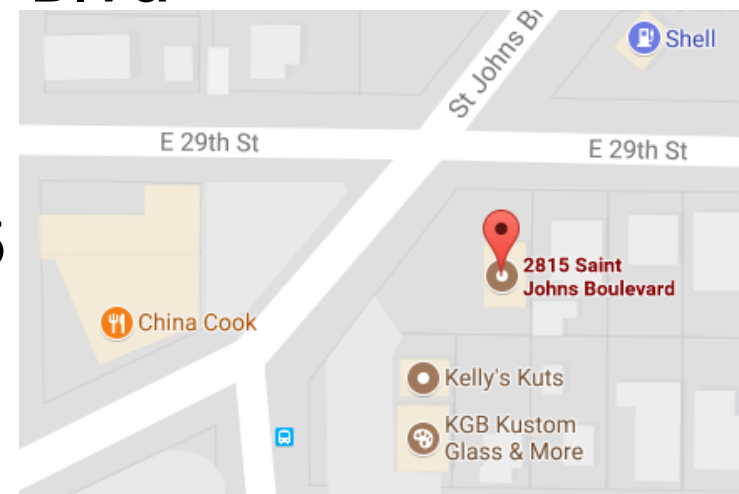
BUD HUT VANCOUVER

- ▶ Bud Hut Vancouver: 1717 NE Andresen Rd
 - 52 calls for service since 2016
- ▶ Domino's Pizza: 1723 NE Andresen Rd
 - 19 calls for service since 2016
- ▶ CalPortland Concrete: 7215 NE 18th St
 - 2 calls for service since 2016
- ▶ Norco Medical Equip: 1720 NE Andresen Rd.
 - 16 calls for service since 2016



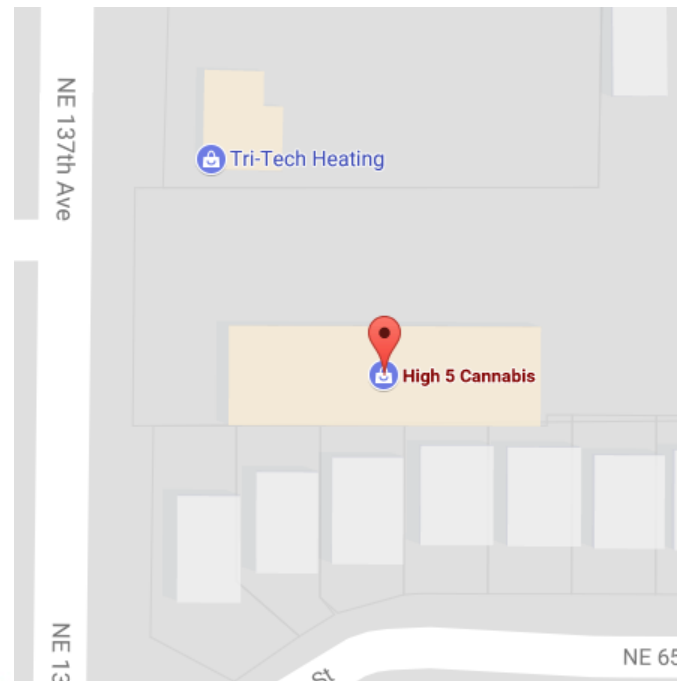
GREENHEAD CANNABIS

- ▶ Greenhead Cannabis: 2815 St. Johns Blvd
 - 44 calls for service since 2016
- ▶ Kelly's Kuts: 2803 Fort Vancouver Wy
 - 7 calls for service since 2016
- ▶ Shell Gas Station: 2901 St. Johns Blvd
 - 0 calls for service since 2016
- ▶ China Cook: 2200 St. Johns Blvd
 - 1 call for service since 2016
- ▶ KGB Custom Glass:
 - 35 calls for service since 2016



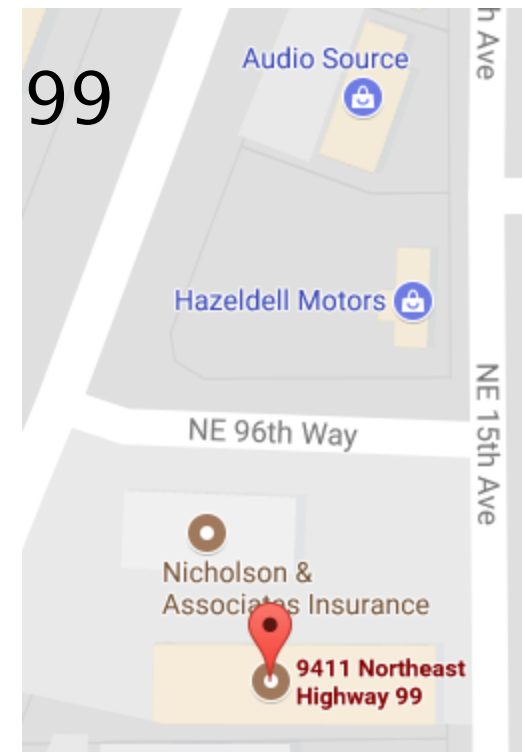
High 5 Cannabis

- ▶ High 5 Cannabis: 6511 NE 137th Ave
 - 15 calls for service since 2016
- ▶ Tri-Tech Heating: 6603 NE 137th Ave
 - 4 calls for service since 2016



STICKY'S POT SHOP

- ▶ Sticky's Pot Shop: 9411 NE Hwy 99 #4
 - 15 calls for service since 2016
- ▶ Nicholson Insurance: 9411 NE Hwy 99 #2
 - 12 calls for service since 2016
- ▶ Hazel Dell Motors: 9603 NE Hwy 99
 - 4 calls for service since 2016
- ▶ Auido Source: 9605 NE Hwy 99
 - 8 calls for service since 2016






- 6/8/16: “Drunk male asking customers to buy him weed and asking store for free weed.”
- 11/15/16: Burglary– front glass broken, MJ stolen.
- 11/6/17: “Male refusing to leave parking lot. Asking people to buy pot for him.”
- 11/12/17: Male with bat harassing customers.
- 1/27/18: “Hysterical male outside pot shop. Charged at manager when asked to leave.
- 5/15/18: 4 males wearing masks attempted to break store window during burglary attempt.
- 5/18/18: Transient asking people to buy him marijuana. Called in as an unwanted. Response included CCSO/Fire/AMR for unresponsive subject.

CITIZEN MARIJUANA COMPLAINTS

- ▶ 8/2015 to Present: Drug Task Force has received 160 citizen complaints that include marijuana possession, odor, manufacturing and distribution throughout the entire County. (94 Clark County, 42 Vancouver, 3 Washougal, 2 Battle Ground, 2 Ridgefield, 1 Woodland, 16 Unknown.)
- ▶ Marijuana Odor Complaints– Of the 160 complaints– 35 are specific to the odor of growing marijuana in residences, including an additional 41 calls to 911 since 5/2016 for odor. (Number low due to search parameters).

Wa. Traffic Safety Report– Summary

- ▶ Driver impairment due to alcohol and/or drugs is the number one contributing factor in Washington fatal crashes and is involved in nearly half of all traffic fatalities. Poly-drug drivers (combinations of alcohol and drugs or multiple drugs) is now the most common type of impairment among drivers in fatal crashes.
- ▶ Among drivers involved in fatal crashes 2008–2016 who were blood tested for intoxicants, 61 percent were positive for alcohol and/or drugs.
- ▶ Among drivers in fatal crashes 2008–2016 that tested positive for alcohol or drugs, 44 percent tested positive for two or more substances (poly-drug drivers). **The most common substance in poly-drug drivers is alcohol, followed by THC. Alcohol and THC combined is the most common poly-drug combination.**
- ▶ Although research-based estimates of the risks posed by THC have varied greatly, all studies included in this report agree that combining alcohol and THC will only further inflate the level of impairment and crash risk. The deadly consequences of combining these two impairing substances and driving are already apparent in Washington fatal crash data.
- ▶ For the first time in 2012, poly-drug drivers became the most prevalent type of impaired drivers involved in fatal crashes. Since 2012, the number of poly-drug drivers involved in fatal crashes have increased an average of 15 percent every year.
- ▶ By 2016, the number of poly-drug drivers were more than double the number of alcohol-only



Wa. Traffic Safety Report– Conclusion

- ▶ **Poly-drug drivers, or drivers who have consumed two or more substances, have emerged as the most common type of impaired drivers involved in Washington fatal crashes in just the past five years.** In 2012, and for the first time, there were more poly-drug drivers involved in fatal crashes than drivers who had consumed only alcohol, only marijuana, or only one other type of drug. Since 2012, the number of poly-drug drivers involved in fatal crashes continues to increase every year at an average rate of 15 percent per year. This alarming trend comes at a time when traffic fatalities are on the rise, jumping almost 20 percent in 2015 alone. The recent rise in traffic fatalities is most certainly due in part to an increase in poly-drug use among drivers on Washington roadways. While alcohol is still the most common substance mixed with other drugs among this high-risk group, alcohol-specific countermeasures alone will not be sufficient for impacting this emerging issue. **While it is still largely unknown what role marijuana alone plays in fatal crash risk, it is clear that marijuana mixed with other substances, most commonly alcohol, is contributing to fatal crashes in Washington State.**
- ▶ Information from several self-report surveys indicate that **not only is driving after marijuana use quite prevalent, many drivers do not believe that marijuana actually impairs driving.** This misperception is especially prevalent among young drivers who also use marijuana. **More than half of drivers under the age of 20 that report driving after recent marijuana use actually believe the marijuana use makes their driving better.** This is an especially dangerous opinion if, for example, a driver might use marijuana to compensate for the consumption of another substance, such as alcohol, that clearly creates a driving deficit. **It is these poly-drug drivers that we see more and more of in fatal crashes every year.**



WASHINGTON
Traffic Safety
COMMISSION

WSP Toxicology Lab

Year	Total # of impaired driving cases received for testing	Percentage of total cases testing positive for carboxy-THC
2009	4,809	26.3 %
2010	5,012	28.2 %
2011	5,132	28.4 %
2012	5,298	28.6 %
2013	5,468	40.0 %
2014	6,270	36.3 %
2015	7,044	38.2 %
2016	8,478	38.5 %
2017 (Jan-Mar)	2,208	38.6 %

- Typically, one quarter of those cases confirming positive for THC are aged under 21 years
- Marijuana is the most frequently detected drug (including alcohol) in those aged under 21 years



CLARK-VANCOUVER REGIONAL DRUG TASK FORCE
P.O Box 61832 / Vancouver, WA. 98666 / (360) 397-6017

Sergeant Bill Sofianos

Bill.sofianos@clark.wa.gov

Cannabis work session
5/30/2018
Law Enforcement Impact