

CLARK COUNTY

Homeless Action Plan

October 10, 2018 at 10 a.m., Public Service Center, 1300 Franklin St, 6th floor

2019-2022

*A Framework
for Action*



Leadership • Advocacy • Solutions

Homeless Action Plan Purpose

- ⬆️ **Reduce Homelessness**
- ⬆️ **Charting a Collective Path Forward for Clark County**
- ⬆️ **Identify System and Funding Priorities**
- ⬆️ **Achieve Outcomes**
- ⬆️ **State Requirement**



Homeless Action Plan Funding

Funder	Funding Name	Funding Source
Clark County	Document Recording Fees (1570, 2163, 1359)	Local
	Emergency Solutions Grant (ESG)	Federal- Housing and Urban Development (HUD)
	Consolidated Homeless Grant (CHG)	State-WA State Department of Commerce
	Community Development Block Grant (CDBG)/HOME Tenant Based Rental Assistance (TBRA) Funds/TBRA Supportive Services	Federal- Housing and Urban Development (HUD)
	Marriage License Fees-Serves Domestic Violence Survivors	Local
City of Vancouver	Community Development Block Grant (CDBG)/HOME Tenant Based Rental Assistance (TBRA) Funds/TBRA Supportive Services	Federal- Housing and Urban Development (HUD)
	Affordable Housing Fund Rental Assistance/Shelter & Day Center Services	Local
Vancouver Housing Authority	VASH (Veterans Affairs Supportive Housing)	Federal- Veterans Affairs
Council for the Homeless	Continuum of Care (CoC) Funding	Federal- Housing and Urban Development (HUD)

Community Engagement

Community
Forums

Shelter
Forums

Electronic
Surveys

- ✓ **Series of Forums** (7 Community Forums & 8 Shelter Forums)
- ✓ **Electronic Surveys** (806 Responses)
 - 111 Service Providers, 653 Community Members, 42 Individuals Experiencing Homelessness
- ✓ **Data Analysis & Interpretation** (Clark County Public Health)
- ✓ **Plan Structure**
 - Best Practice Approaches
 - Clear Outcomes
 - Clear Next Steps

*"I want to live in a community that
helps people who are
homeless move into housing"*



Key Elements of an Effective Homeless Crisis Response System

Planning and Data

Performance Measures

Access and Prioritization

- Outreach & Engagement
- Coordinated Entry/Assessment
- Diversion

Not Linear

Crisis and Interim Housing

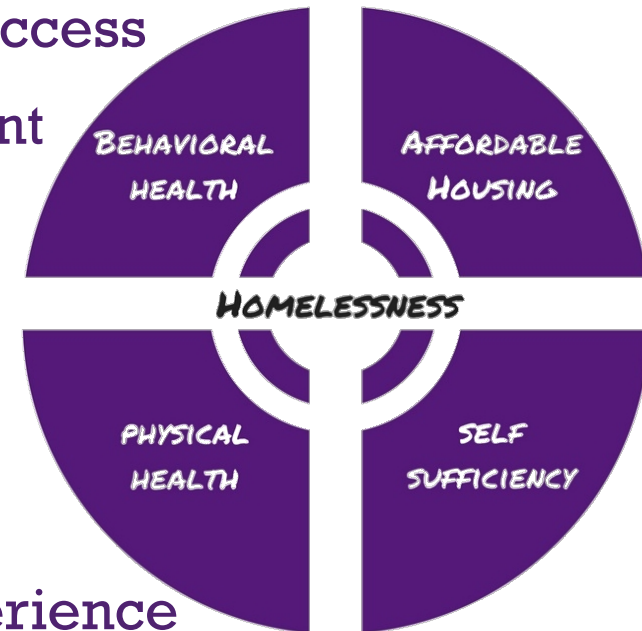
- Easily Accessible and Available for those with High Needs

Assistance to Return to Housing

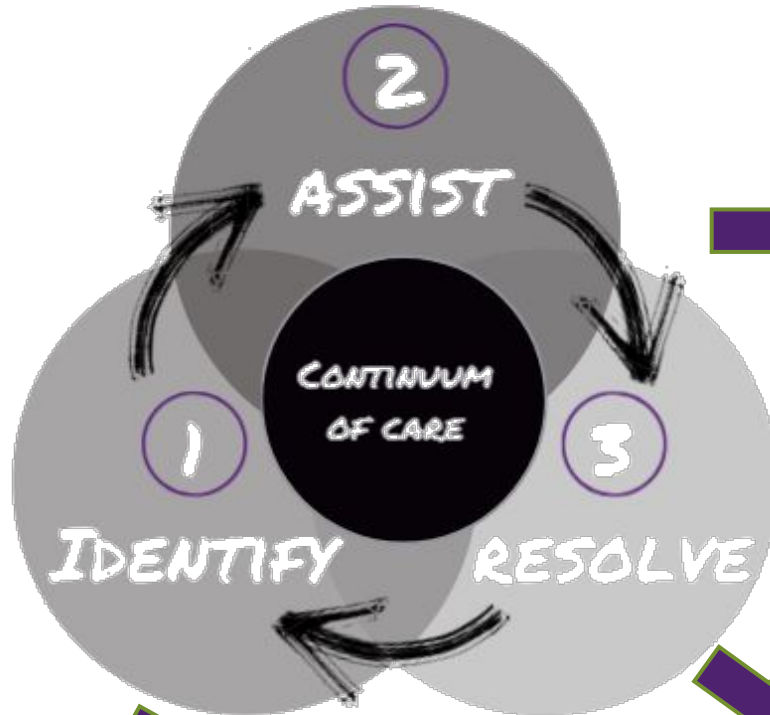
- Rapid Re-housing
- Permanent Supportive Housing/Supportive Housing

Core Elements of the Plan

- 🏠 Homeless Crisis Response System at the Center
- 🏠 Expands Capacity Across System
- 🏠 Utilized Best Practices and Program Success
- 🏠 Encompasses Continuous Improvement
- 🏠 Encourages Data Sharing
- 🏠 Continues System Integration
- 🏠 Expands Partnerships
- 🏠 Highlights Policy Recommendations
- 🏠 Promotes Client Voice and Lived Experience



A Framework For Change



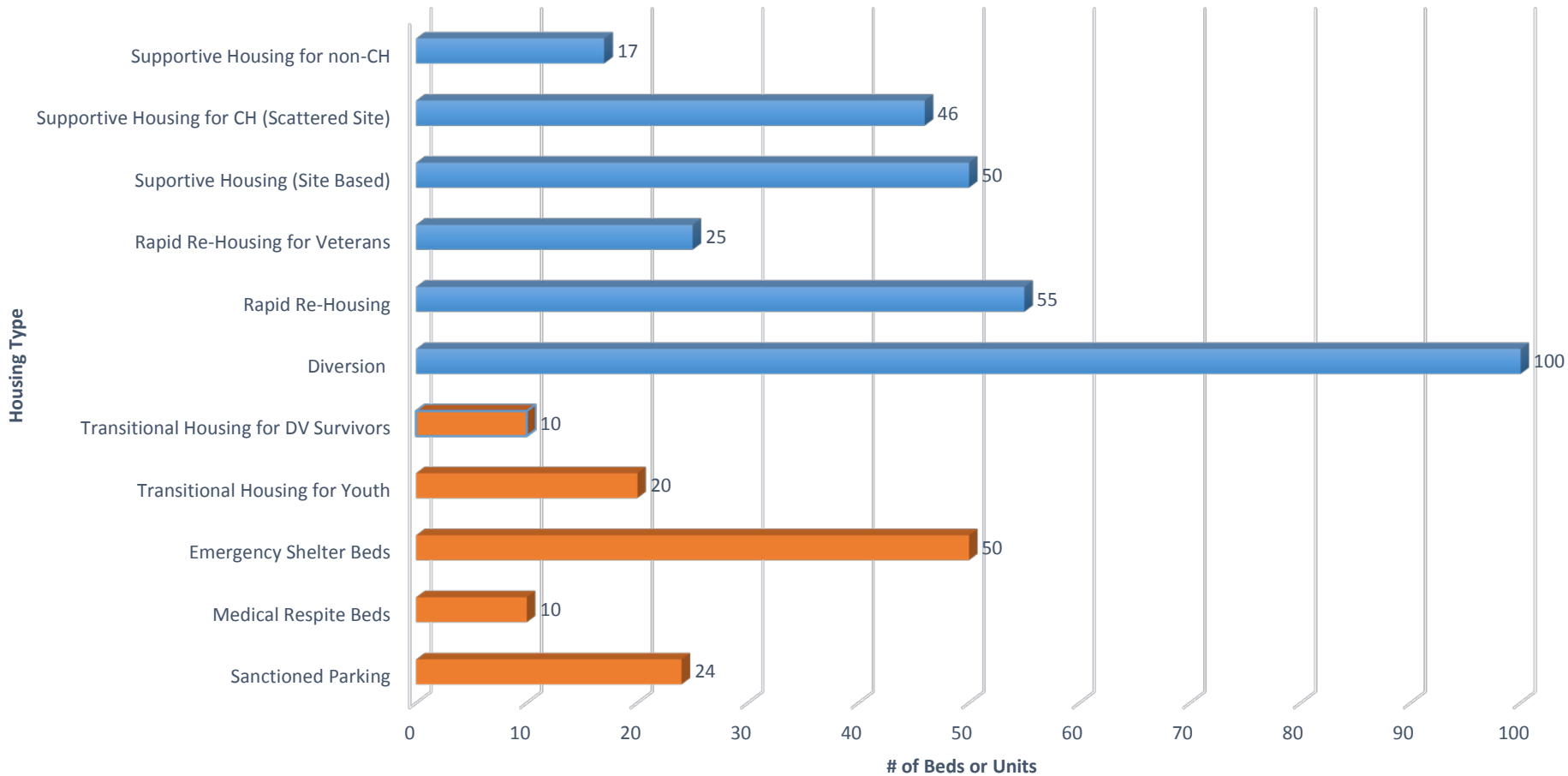
Place and stabilize households in housing through the least intensive supports.
Focus on most vulnerable.

Stabilize households in housing by genuinely connecting them to safety net resources, so they do not become homeless again.

Intentionally engage with those without homes to understand barriers and goals.

Core Elements of the Plan

HCRS Capacity Building Plan



293 New Permanent Housing Placements/Units

96 New Interim Housing + 26 Sanctioned Parking Spots + Motel Vouchers

Clark County Homeless Strategy

Priority Populations:

- **Families**
- **Veterans**
- **Youth (Ages 12-24)**
- **Individuals who are Chronically Homeless**


Basic Need Priority:

- **Emergency Shelter Beds**
- **Severe Weather Shelter**
- **Shower, Laundry, Restrooms**

System Challenge

2017 Data

2,593 Unduplicated Households Seeking Shelter and/or Housing





DATA TO MEASURE PERFORMANCE



Average Length of Stay/Length of Homelessness



% Exits to Permanent Housing




Returns to Shelter/Homelessness
(Re-user Rate)

Performance Measurements

HUD / WA State Department of Commerce Performance Measurements	2017 Outcomes
Average Length of Time Homeless	48 Days
Exits to Permanent Housing	
• Rapid Re-Housing	82%
• Transitional Housing	47%
• Emergency Shelter	27%
Returns to Homelessness (Re-user Rate)	16%
• Among all Program Types	
Unsheltered Entries into all Program Types	70%

Approximate Cost of Housing Types per Day



(1) Kaiser State Health Facts

(2) WA State Prison, 2016

(3) Clark County Sheriff's Office, 2017

(4), (6), (7) Clark County HMIS System & WA Depart. of Commerce System Report Card, 2017

(5) 1811 East Lake Project, Seattle, WA DESC

Results

AREAS OF INCREASED FOCUS IN THIS PLAN

- Increase Mobile Outreach by 8 People and Expand Scope
- Increase Access to Fulfill Basic Needs Across County (Bathrooms, Showers, Laundry & Storage)
- Increase Severe Weather Shelter Beds
- Increase all best practice permanent housing (~300 placements)
 - 1 Shelter Bed: 5 Permanent Housing Placements
 - Engage Expertise and Voice of people with Lived Experience
 - Integrate Supportive Housing Medicaid benefit with housing.
- Continual Community and Provider Educational Opportunities
- Leverage Resources to Progress Plan Outcomes

Responding with Action (2019-2022)



TARGET	STRATEGY	OUTCOME	ACCOUNTABILITY	TIMELINE
System Alignment	Examine opportunities with local funding to expand flexibility in paying for services that respond to community, stakeholder and population input listed in this survey.	Flexible Funding household support is incorporated into housing program reimbursement/guidelines.	County/COV	End 2019 & Annual

- ⬆ **All HCRS funders require programs to follow a coordinated and system approach.**
- ⬆ **Increase the number of outreach and engagement staff and programs**
- ⬆ **Increase safe park parking spaces**
- ⬆ **Expand scope of outreach and focus on housing for those on the street.**
- ⬆ **Expand the access to basic need (showers, restrooms, storage, laundry, vaccines)**
- ⬆ **Increase low-barrier emergency and severe weather shelter capacity and coordination**



Responding with Action (2019-2022)



- ⤴ **Target families, veterans, youth (12-24), and households who are chronically homeless.**
 - ⤴ **Increase programs that serve these populations.**
- ⤴ **Decrease the number of households who are chronically homeless by:**
 - ⤴ **Increase number of housing first supportive housing programs and units**
 - ⤴ **Work collaboratively with other systems of care (Medicaid Waiver=Supportive Housing)**
- ⤴ **Increase the number of Rapid Re-Housing spots available.**
- ⤴ **Increase the number of Diversion spots and expand population focus.**
- ⤴ **Reduce the number of days households are homeless after entering housing program.**



Responding with Action (2019-2022)



- ⤴ **Target families, veterans, youth (12-24), and households who are chronically homeless.**
 - ⤴ **Increase programs that serve these populations.**
- ⤴ **Decrease the number of households who are chronically homeless by:**
 - ⤴ **Increase number of housing first supportive housing programs and units**
 - ⤴ **Work collaboratively with other systems of care (Medicaid Waiver=Supportive Housing)**
- ⤴ **Increase the number of Rapid Re-Housing spots available.**
- ⤴ **Increase the number of Diversion spots and expand population focus.**
- ⤴ **Reduce the number of days households are homeless after entering housing program.**



Responding with Action (2019-2022)



- ⤴ **Create ongoing educational series and staff training.**
- ⤴ **Expand policy focus and advocacy efforts on homelessness.**
 - ⤴ **Policy Recommendations Section**
- ⤴ **Invest in predictive prevention (Outside COV) and homelessness diversion strategies locally**
- ⤴ **Provide short-term education and life-skills trainings to support people stabilizing in housing.**
- ⤴ **Increase landlord education and partnerships.**
- ⤴ **Learn from and more formally engage the expertise of people with lived homelessness experience.**
- ⤴ **Create a more culturally aware, trauma-informed, low barrier system.**



Policy Recommendations:

- ⬆ **Support funding increases and reform for key public programs supporting individuals with disabilities and families.**
- ⬆ **Create opportunities for people experiencing homelessness or recovering from homelessness to give back through paid employment.**
- ⬆ **Increase Housing Trust Fund dollars available in WA to serve high needs people experiencing homelessness.**
- ⬆ **Convene a County-wide multi-sector, affordable housing task force to focus on policy changes that lead to increased affordable housing units for households earning 0%-80% of Area Median Income (AMI).**
- ⬆ **Increase Prevention assistance available through mainstream providers.**
- ⬆ **Increase the High School Graduation Rates.**
- ⬆ **Increase resources available to Birth – Pre-K services.**



Next Steps:

⬆ <http://www.councilforthehomeless.org/homeless-action-plan/>

⬆ **County Council Adoption**

⬆ **Community Education Sessions & New Workgroups- 2019**





COUNCIL FOR THE HOMELESS

Leadership • Advocacy • Solutions

Thank You

