

CLARK COUNTY STAFF REPORT

DEPARTMENT: Public Works

DATE: Oct. 23, 2018

REQUESTED ACTION: Adopt the 2019-2024 Six-Year Transportation Improvement Program and the 2019 Annual Construction Program

Consent Hearing County Manager

BACKGROUND

The Transportation Improvement Program (TIP) identifies prioritized transportation projects and proposed funding for design, property acquisition and construction during the next six years. The 6-year TIP proposal is \$170 million.

Each year, Clark County must prepare a six-year TIP to comply with RCW 36.81.121. A different section of state law, RCW 36.81.130, requires the county to adopt an Annual Construction Program (ACP) that includes all capital road projects. In addition, WAC 136-16-030 requires the ACP adoption to include all road equipment purchases for the year. The 2019 ACP implements the first year of the six-year TIP.

Public Works staff held a work session with the Clark County Council on July 18, 2018, to confirm upcoming priority transportation projects. The Public Works Director/Acting County Engineer has reviewed the recommended program.

A hearing for the council's consideration and adoption of the recommended 2019-2024 TIP and the 2019 ACP is scheduled at 10 am Tuesday, Oct. 23, 2018.

COUNCIL POLICY IMPLICATIONS

Per RCW 36.81.121, the county must prepare a Six-Year TIP. In addition, per RCW 36.81.130, the county must adopt an ACP. These programs must be adopted annually before the budget adoption. The council can amend the programs throughout the year by unanimous vote.

ADMINISTRATIVE POLICY IMPLICATIONS

The 2019-2024 TIP is constrained by forecasted revenues. The Clark County Council can borrow or bond to accelerate transportation projects, in which case Public Works will incorporate changes in future TIPs. The proposed six-year TIP is consistent with the Comprehensive Plan and 20-Year Capital Facilities Plan.

COMMUNITY OUTREACH

Development of the 2019-2024 TIP included a Clark County Council work session, presentations to the Clark County Planning Commission, the Development and Engineering Advisory Board, Regional Transportation Advisory Committee and neighborhood associations. A State Environmental Policy Act (SEPA) review provided an additional opportunity for public comment. A public hearing before the Clark County Council is the final step in public involvement for TIP adoption.

PW18-122

BUDGET IMPLICATIONS

YES	NO	
✓		Action falls within existing budget capacity.
	✓	Action falls within existing budget capacity but requires a change of purpose within existing appropriation
	✓	Additional budget capacity is necessary and will be requested at the next supplemental. If YES, please complete the budget impact statement. If YES, this action will be referred to the county council with a recommendation from the county manager.

BUDGET DETAILS: Total program equals approximately \$170 million.

Local Fund Dollar Amount	\$74,614,000
Grants/Loans/Partnerships Amount	\$65,976,000
Traffic Impact Fees Amount	\$15,197,000
Other (CAPP/Partnership/Proposed REET2)	\$14,597,000
Account	County Road Fund
Company Name	N/A

DISTRIBUTION:

Council staff will post all staff reports to the county website, www.clark.wa.gov/council-meetings.

Please return one signed original staff report and Notice of Public hearing to Public Works Programming, attention Christopher Carle, ext. 4523. Primary Staff Contact: Susan Wilson, ext. 4330

Attachments:

- Resolution: 2019-2024 Transportation Improvement Program
- Resolution: 2019 Annual Construction Program
- 2019 Annual Construction Program
- 2019-2024 Transportation Improvement Program
- 2019-2024 Ongoing Programs
- 2019 Reasonably Funded Project List
- 2019 Major Equipment Purchases and Repairs

Lori Pearce

Lori Pearce, CPA
Administration and Finance Division Manager

Ahmad Qayoumi

Ahmad Qayoumi, PE
Public Works Director/Acting County Engineer

APPROVED: *[Signature]*
CLARK COUNTY, WASHINGTON
CLARK COUNTY COUNCIL

APPROVED: _____
Shawn Hennessee, County Manager

DATE: 10-23-19

DATE: _____

SR# _____



CLARK COUNTY, WASHINGTON
RESOLUTION NO. 2018-10-11

A RESOLUTION relating to adoption of the 2019-2024
Six-Year Transportation Improvement Program (TIP).

WHEREAS, a public hearing on the 2019-2024 Transportation Improvement Program was held at 10:00 A.M., Tuesday, October 23, 2018 in accordance with RCW 36.81.121 and WAC 136-16-010; and,

WHEREAS, this is to certify that a priority array of potential projects on this County's arterial system was prepared under the direction of the Director of Public Works/County Engineer and was available to the Clark County Council during the preparation of these programs in accordance with WAC 136-14-050; and,

WHEREAS, this is to certify that a written report with respect to deficient bridges was prepared under the direction of the Director of Public Works/County Engineer and was available to the Clark County Council during the preparation of these programs in accordance with WAC 136-20-060; and,

WHEREAS, this Transportation Improvement Program has been analyzed to establish its consistency with the adopted Comprehensive Plan and adopted policies in the Community Framework Plan; and,


WHEREAS, this Transportation Improvement Program has been analyzed to establish Clark County's financial capability of completing the projects that are contained within the Program in accordance with RCW 36.70A; and,

WHEREAS, the County commits to funding those projects so designated as "Reasonably Funded" in the program, as shown in the Financial Analysis section of the TIP, incorporated by reference; and,


WHEREAS, the Clark County Council is in regular session assembled this day.

NOW, THEREFORE, BE IT RESOLVED BY THE CLARK COUNTY COUNCIL OF CLARK COUNTY, STATE OF WASHINGTON, that the attached 2019-2024 Transportation Improvement Program, as submitted by the Interim Director of Public Works/County Engineer, is hereby adopted.


DATED this 23rd day of Oct, 2018.

ATTEST:


Clerk to the Council

CLARK COUNTY COUNCIL
FOR CLARK COUNTY, WASHINGTON


Marc Boldt, Chair

APPROVED AS TO FORM ONLY:
ANTHONY F. GOLIK
Prosecuting Attorney
BY: 

WILLIAM RICHARDSON
Deputy Prosecuting Attorney

Jeanne E. Stewart, Councilor

Julie Olson, Councilor

John Blom, Councilor

Eileen Quiring, Councilor



CLARK COUNTY, WASHINGTON
RESOLUTION NO. 2018-10-12

A RESOLUTION relating to adoption of the 2019 Annual Construction Program element of the 2019-2024 Six-Year Transportation Improvement Program (TIP).

WHEREAS, a public hearing on the 2018 Annual Construction Program was held at 10:00 A.M., Tuesday, October 23, 2018 in accordance with RCW 36.81.121 and WAC 136-16-010; and,

WHEREAS, this is to certify that a priority array of potential projects on this County's arterial system was prepared under the direction of the Director of Public Works/County Engineer and was available to the Clark County Council during the preparation of these programs in accordance with WAC 136-14-050; and,

WHEREAS, this Annual Construction Program has been analyzed to establish its consistency with the adopted Transportation Improvement Program; and,

WHEREAS, this Annual Construction Program has been analyzed to establish Clark County's financial capability of completing the projects that are contained within the Program; and,

WHEREAS, the Clark County Council is in regular session assembled this day.

NOW, THEREFORE, BE IT RESOLVED BY THE CLARK COUNTY COUNCIL OF CLARK COUNTY, STATE OF WASHINGTON, that the 2019 Annual Construction Program element of the 2019-2024 Transportation Improvement Program, as submitted by the Interim Director of Public Works/County Engineer and attached and incorporated by reference, is hereby adopted.

DATED this 23rd day of Oct, 2018.

ATTEST:



Clerk to the Council

CLARK COUNTY COUNCIL
FOR CLARK COUNTY, WASHINGTON


Marc Boldt, Chair

Jeanne E. Stewart, Councilor

APPROVED AS TO FORM ONLY:
ANTHONY F. GOLIK
Prosecuting Attorney

BY: 

WILLIAM RICHARDSON
Deputy Prosecuting Attorney

Julie Olson, Councilor

John Blom, Councilor

Eileen Quiring, Councilor



ANNUAL CONSTRUCTION PROGRAM FOR 2019

(7) TYPE OF WORK CODES

- A. GRADING DRAINAGE G. TRAFFIC FACILITIES
- B. BASE TOP COURSE H. PATHS, TRAILS; BIKEWAYS
- C. BITUM SURF TREATMENT I. BRIDGES
- D. AC/PCC PAVEMENT J. FERRY FACILITIES
- E. CURBS GUTTERS K. ENVIRONMENTAL MITIGATION
- F. SIDEWALKS L. FISH PASSAGE

COUNTY FORCES COMPUTATION

- (A) TOTAL CONSTRUCTION PROGRAM (Columns 14 + 15 + 16) \$25,101
- (B) COMPUTED COUNTY FORCES LIMIT \$3,395
- (C) TOTAL COUNTY FORCES CONST. PROGRAM (Column 16) \$48

CLARK COUNTY

- Current Population: 471,000.
- Date Recommended Program Submitted: 07/19/2018
- Date of Environmental Assessment: 09/19/2018
- Date of Final Adoption: 10/23/2018
- Ordinance/Resolution Number: 2018-XX-XX

LINE (C) MUST BE SMALLER THAN LINE (B).

Environmental Assessment: S = Significant I = Insignificant E = Exempt

1.	2.	3.	4.	5.	6.	7.	8.	9.	10.	11.	12.	13.	14.	15.	16.	17.	
Item No.	6YR Rank	Road Log No.	ROAD/PROJECT NAME AND LOCATION (Termini description or MP's; Bridge#)	Project Length (miles)	Func. Class	Work Code(s)	Environ. Assessmt.	County	Source of Funds (\$1,000's)		Estimated Expenditures (\$1,000's)					Total	
									Source (Amount)	Other Funds		PE	ROW	CE	Construction		
										County	State				Federal		Contract
Improvement Projects																	
1	A	41150	NE 10th Avenue (NE 149th Street - NE 154th Street) Project #: 323322	0.25	17	ABDEFGHK L	S	1,100	REET 2 (5), PWTF (2), UAP (403)		600	900	2	8	0	1,510	
2	B	41471	NE 10th Avenue (NE 154th Street - NE 164th Street) Project #: 370922	0.56	17	ABDEFGHI KL	S	0	TIF (1,310)		0	0	119	1,162	29	1,310	
3	C	94100	NE 119th Street (NE 50th Avenue - NE 72nd Avenue) Project #: 333122	0.64	17	ABDEFGHK	I	0	TIF (844)		0	0	86	758	0	844	
4	D	94100	NE 119th Street East (NE 87th Avenue - NE 112th Avenue) Project #: 342422	1.33	17	ABDFEFGH K	I	0	TIF (260), STP-TMA (2,467), UAP (1,775)		0	0	488	4,012	2	4,502	
5	E	NA	Miscellaneous Projects (Various Locations) Project #: TBD	NA	NA	ABDEFGHI JKL	E	100	0		0	0	0	100	0	100	
6	1	23940	NE 99th Street (NE 94th Avenue - Vicinity of NE 117th Avenue. (SR-503)) Project #: 350722	1.10	16	ABDEFGHK	S	0	TIF (10), REET 2 (550), STBG-UL (70), UCP (130)		194	566	0	0	0	760	
7	2	91110	Highway 99 Corridor Improvements (Highway 99 - NE 99th Street) Project #: 351022	0.17	14	ABDEFGHK	I	0	TIF (86), STBG-UL (419), STP-TMA (144)		166	483	0	0	0	649	
8	3	94360	I-5/NE 179th Street (NE Delfel Road - NE 15th Avenue) Project #: 390222	0.28	14	ABDEFG	I	0	TIF (50), REET 2 (50), Developer (50)		150	0	0	0	0	150	
9	4	95050	NE Ward Road (NE 162nd Avenue - NE 172nd Avenue) Project #: TBD	0.63	16	ABDEFGK	I	16	TIF (4)		20	0	0	0	0	20	
10	5	24190	NE 152nd Avenue (Padden Parkway - NE 99th Street) Project #: TBD	0.75	17	ABDEFGK	I	17	TIF (3)		20	0	0	0	0	20	
11	6	43110	NE 15th Avenue (NE 179th Street - NE 10th Avenue) Project #: 372222	0.75	16	ABDEFGH	S	15	TIF (75), REET 2 (50)		140	0	0	0	0	140	
12	7	91250	NE 72nd Avenue (NE 133rd Street - NE 179th Street) Project #: TBD	2.26	07	ABCDEFGK	I	12	TIF (8)		20	0	0	0	0	20	

TIF = Traffic Impact Fees
 PWTF = Public Works Trust Fund Loan
 REET2 = Real Estate Excise Tax 2

ANNUAL CONSTRUCTION PROGRAM FOR 2019 Continued

1	2	3	4	5	6	7	8	9	10	11	12	13	14	15	16	17
Item No.	6YR Rank	Road Log No.	ROAD/PROJECT NAME AND LOCATION (Termini description or MP's; Bridge#)	Project Length (miles)	Func. Class	Work Code(s)	Environ. Assessmt.	County	Source of Funds (\$1,000's)		Estimated Expenditures (\$1,000's)					Total
									Other Funds		PE	ROW	CE	Construction		
									Source (Amount)					Contract	County Forces	
Improvement Projects																
13	8	91250	NE 72nd Avenue (NE 122nd Street - NE 133rd Street) Project #: TBD	0.70	16	ABDEF	I	6	TIF (4)		10	0	0	0	0	10
14	9	94100	NE 119th Street at NE 132nd Avenue (Intersection Improvement) Project #: TBD	0.08	17	ABDEFGHK	I	13	TIF (7)		20	0	0	0	0	20
Total - Improvement Projects								1,279	8,776		1,340	1,949	695	6,040	31	10,055
Ongoing Programs																
15	NA	NA	Advanced Right-Of-Way Program (Various Locations) Project #: 323911	NA	NA	NA	I	10	0		0	10	0	0	0	10
Total Ongoing Programs - Advanced Right-Of-Way Program								10	0		0	10	0	0	0	0
16	NA	NA	Bridge Repair/Rehab Improvement Program (Various Locations) Project #: TBD	NA	NA	ABDEFGHK	S	683	TIF(200), STP-Bridge (434)		817	55	53	390	2	1,317
			<ul style="list-style-type: none"> • Davis #232 Bridge Replacement - (NE Davis Road - 0.6 mi E of NE Ward Road (Mile Post 0.64) - Project #: 362822 • Cedar Creek Bridge #65 Replacement - (NE Etna Road at Cedar Creek) - Project #: 380622 • Lehto Bridge #294 - (Mile Post 0.25 at NE Lehto Road) - Project #: 381212 • Smith Bridge #211 - (NE 167th Avenue 0.25 mi S of NE 199th Street) - Project #: 381522 • Salmon Creek Bridge #331 - (NE Caples Road, 0.39 mi N of NE 159th Street) - Project #: 381722 													
Total Ongoing Programs - Bridge Repair/Rehab Improvement Program								683	634		817	55	53	390	2	1,317
17	NA	NA	Road Preservation Program (Various Locations) Project #: TBD	NA	NA	ABCDGKL	E	7,045	TIF(17), HIP (R)(71),NHS (3,511),RAP(473),STP-R (929), CAPP(700)		440	10	729	11,566	1	12,746
			<ul style="list-style-type: none"> • NE Blair Road - (SR-500 - Mile Post 2.47) - Project #: 322212 • 2018 HMA Overlays - (Various Locations) - Project #: 370322 • NE Munch Road - (NE Cedar Creek Road - NE 414th Street) - Project #: 371922 • Highway 99 Pavement Improvements - (NE 78th Street - NE 134th Street) - Project #: 372022 • 2019 HMA Overlays - (Various Locations) - Project #: 372522 • 2020 HMA Overlays - (Various Locations) - Project #: TBD • SE Blair Road - (Mile Post 2.47 - Mile Post 3.91/ SE Washougal River Road) - Project #: TBD • Culverts and Slides - (Various Locations) - Project #: TBD 													
Total Ongoing Programs - Road Preservation Program								7,045	5,701		440	10	729	11,566	1	12,746
18	NA	NA	Rural Road Improvement Program (Various Locations) Project #: 361822	NA	NA	ABCDEKL	I	1,211	RAP(1,482),WDFW(100)		224	185	187	2,191	6	2,793
			<ul style="list-style-type: none"> • NE Manley Road - (NE 244th Street - NE 82nd Avenue) - Project #: 322012 • Landslide Monitoring - (Various Locations) - Project #: 381012 • Mason Creek Barrier Improvements - (NE 102nd Avenue @ Mason Creek (0.X mi. north of NE Mason Creek Road)) - Project #: TBD 													

ANNUAL CONSTRUCTION PROGRAM FOR 2019 Continued

1	2	3	4	5	6	7	8	9	10	11	12	13	14	15	16	17
Item No.	6YR Rank	Road Log No.	ROAD/PROJECT NAME AND LOCATION (Termini description or MP's; Bridge#)	Project Length (miles)	Func. Class	Work Code(s)	Environ. Assessmt.	Source of Funds (\$1,000's)		Estimated Expenditures (\$1,000's)					Total	
								County	Other Funds	PE	ROW	CE	Construction			
													Source (Amount)	Contract		County Forces
Ongoing Programs																
Total Ongoing Programs - Rural Road Improvement Program								1,211	1,582	224	185	187	2,191	6	2,793	
19	NA	NA	Sidewalks and ADA Compliance Program (Various Locations) Project #: 300111	NA	NA	ABDEFH	I	1,835	TIF(466), Ped-Bike (420), SP(200), SRTS (120), TA(150)	1,502	140	235	1,306	8	3,191	
			<ul style="list-style-type: none"> • ADA Compliance Program - (Various Locations) - Project #: 313111 • Highway 99 Pedestrian/Bicycle Improvements - (NE 63rd Street - NE 78th Street) - Project #: 351322 • NE 107th Avenue Sidewalk - (NE Covington Road - NE 76th Street) - Project #: 351822 • Highway 99 - Kline Line Sidewalk - (NE 122nd Street - NE 129th Street) - Project #: 370122 • 2019 Preservation ADA Ramp Improvements - (Various Locations) - Project #: 371622 • NE 68th Street Sidewalk - (Highway 99 - Vancouver City Limit) - Project #: 372122 • 2020 Preservation ADA Ramp Improvements - (Various Location - Various Location) - Project #: 381922 • Highway 99 Sidewalk Scoping - (Vicinity of NE 104th Street - NE 117th Street) - Project #: 382022 • 2021 Preservation ADA Ramp Improvements - (Various Locations) - Project #: TBD • NE Hazel Dell Avenue Sidewalk Improvements - (South of NE 102nd Street - NE 114th Street) - Project #: TBD • Truman School Sidewalk - (NE 40th Avenue and NE 47th Street - NE 42nd Avenue and NE 49th Street) - Project #: TBD 													
Total Ongoing Programs - Sidewalks and ADA Compliance Program								1,835	1,356	1,502	140	235	1,306	8	3,191	
20	NA	NA	Transportation Safety Improvements Program (Various Locations) Project #: 314122	NA	NA	ABDEFG	I	728	CMAQ(102), HSIP(1,191)	360	0	516	1,145	0	2,021	
			<ul style="list-style-type: none"> • Kline Line Bridge - Salmon Creek Bank Stabilization - (Highway 99 at Kline Line Bridge) - Project #: 362612 • Hazel Dell Avenue Adaptive Traffic Signals - (NW 9th Avenue - NE Padden Parkway) - Project #: 371522 • NE 259th Street and NE 72nd Avenue Intersection - (Intersection Improvement) - Project #: 372322 • NE 63rd Street and NE 58th Avenue Signal - (Signal Installation) - Project #: 372422 • 2018 Preservation Guardrail and Bridge Rail - (Various Locations) - Project #: 381822 • Signal Timing, Evaluation, Verification and Enhancement - Phase 2 (STEVE2) - (NE 25th Avenue - NE Ward Road) - Project #: TBD • WSDOT Advanced Transportation and Congestion Management Technologies Deployment (ATCMTD) - (Various Locations) - Project #: TBD • 2019 Preservation Guardrail and Bridge Rail - (Various Locations) - Project #: TBD 													
Total Ongoing Programs - Transportation Safety Improvements Program								728	1,293	360	0	516	1,145	0	2,021	
21	NA	NA	Urban Development Road Program (Various Locations) Project #: TBD	NA	NA	ABDEFGHK L	E	20	REET 2(20), TIF(20), Partnership(10)	70	0	0	0	0	70	
			• NE 47th Avenue - (NE 68th Street - NE 78th Street) - Project #: 313822													

ANNUAL CONSTRUCTION PROGRAM FOR 2019 Continued

1	2	3	4	5	6	7	8	9	10	11	12	13	14	15	16	17		
Item No.	6YR Rank	Road Log No.	ROAD/PROJECT NAME AND LOCATION (Termini description or MP's; Bridge#)	Project Length (miles)	Func. Class	Work Code(s)	Environ. Assessmt.	Source of Funds (\$1,000's)			Estimated Expenditures (\$1,000's)					Total		
								County	Other Funds		PE	ROW	CE	Construction				
									Source (Amount)						Contract		County Forces	
Ongoing Programs																		
			<ul style="list-style-type: none"> • NE 40th Avenue - (NE 63rd Street - Railroad Crossing) - Project #: 323522 • NE 182nd Avenue at SR-500 - (Intersection Improvement) - Project #: TBD 															
Total Ongoing Programs - Urban Development Road Program								20	50		70	0	0	0	0	0	70	
Total - Ongoing Programs								11,532	10,616		3,413	400	1,720	16,598	17	22,148		
								ANNUAL CONSTRUCTION PROGRAM TOTALS		12,811	19,392		4,753	2,349	2,415	22,638	48	32,203
								MAINTENANCE		14,216							14,216	
								SPECIAL MAINTENANCE		NA							NA	
											CONSTRUCTION AND MAINTENANCE TOTAL					46,419		

REASONABLY FUNDED PROJECTS

"Reasonably Funded" projects are defined based on ordinance 2016-06-12, adopted June 28, 2016 by the Board of Commissioners:

"Any improvements being implemented as part of the county's transportation improvement program that are reasonably funded and scheduled for completion of construction within six (6) years of the final date for a decision upon the development application."

These projects include the following:

<u>Improvement Projects</u>	<u>TIP Priority</u>
• NE 10 th Avenue (NE 149 th Street to NE 154 th Street)	A
• NE 10 th Avenue (NE 154 th Street to NE 164 th Street)	B
• NE 119 th Street (NE 50 th Avenue to NE 72 nd Avenue)	C
• NE 119 th Street East (NE 87 th Avenue to NE 112 th Avenue)	D
• Highway 99 Corridor Improvements (Highway 99 at NE 99 th Street) 2	

2019 Major Road Equipment Purchases and Repairs

Item	Description	Obj. Code	Repl. QTY	Cost Per Unit	Purchase Cost	645	646	Fund	Scheduled Replacements
	2019 Equipment Replacement								
1	Plow, heavy duty	646	4	15,000	60,000		60,000	O&M	A31-0154, 0181, 0146, 0167
2	Sanders	646	3	30,000	90,000		90,000	O&M	A41-0834, A44-0847, A44-0845
3	Plow, light duty	646	1	8,000	8,000		8,000	O&M	A30-0175
4	Sander, Small	646	1	10,000	10,000		10,000	O&M	A43-0187
5	Message board	646	1	18,000	18,000		18,000	O&M	H99-0449
6	Anti-ice Units	646	2	20,000	40,000		40,000	O&M	H97-0907, 0908
7	Lowboy Trailer	646	1	125,000	125,000		125,000	O&M	L90-0890
8	Salt Brine Maker	646	1	55,000	55,000		55,000	O&M	X01-8829
9	Trailer 1 Axle	646	1	10,000	10,000		10,000	O&M	L10-0870
10	Aerator PNT	646	1	7,000	7,000		7,000	Parks	M90-0075
11	Trailer	645	2	10,000	20,000	20,000		Parks/VegMgmt	L10-0882, L06-0445
12	Utility vehicles (Gators)	646	2	22,000	44,000		44,000	Parks	M12-0015, 0023
13	Mower, Riding (Toro)	646	1	26,000	26,000		26,000	Parks	M20-0084
14	Mower, Riding	646	2	8,500	17,000		17,000	O&M	M15-1403, 1527
15	SUV 4x4	645	2	30,000	60,000	60,000		Pres/Signals	S31-0603, S31-0611
16	Pickup, Small 1/4 4x4	645	1	32,000	32,000	32,000		Engr	P22-0289
17	Pickup 3/4 ton 2x4	645	1	34,000	34,000	34,000		Parks	P24-5983
18	Pickup/ 4x4	645	1	50,000	50,000	50,000		Trans	T10-0348
19	Pickup/ 4x4	645	1	35,000	35,000	35,000		VegMgmt	P24-0215
20	Pickup/ 4x4	645	1	38,000	38,000	38,000		MedEx	P24-0214
21	Pickup 3/4 4x4 Sher	645	2	60,000	120,000	120,000		Sher	P24-0308, 0309
22	Sedan/Compact	645	2	26,000	52,000	52,000		Juv/Motorpool	S02-0574, S01-0692
23	Sedan/Midsize	645	3	25,000	75,000	75,000		Assessor	S06-10065, 1010, 1021
24	Sedan/Sheriff Patrol	645	8	60,000	480,000	480,000		Sher	S20-1221, 1222, S06-1013, 1014, 1016, 1018, 1019, S03-0564
25	SUV/Fullsize/Sheriff	645	10	60,000	600,000	600,000		Sher	S19-1306, 1310, 1254, 1417, 1512, S28-0650, S29-0652, 0667
26	Box Truck	645	1	100,000	100,000	100,000		Sher	T90-0489
27	One Ton Dump Truck	646	1	65,000	65,000		65,000	Signals	T10-0333
28	5 yd Dump Trucks	646	3	220,000	660,000		660,000	O&M	T20-0343, 0372, 0346
29	10 yd Dump Truck	646	1	250,000	250,000		250,000	O&M	T30-0386
30	Truck, Fifth Wheel	646	1	150,000	150,000		150,000	O&M	T61-0433
31	Hooklift Truck	646	1	185,000	185,000		185,000	O&M	T40-0394
32	Van, Express	645	1	37,800	37,800	37,800		Corr	V20-0788
33	Van, Express	645	2	36,000	72,000	72,000		Fac	V20-2005, V20-0749
34	Vans, Sheriff	645	2	60,000	120,000	120,000		Sher	V05-0717, V20-0723
35	Bucket Truck 4x4 F550	646	1	160,000	160,000		160,000	Signals	T90-0473
36	Graffiti Blaster	646	1	80,000	80,000		80,000	Parks	H99-0895
37	Out of Cycle Replacements		1	100,000	100,000		100,000		TBD
	2019 Replacement Costs		71		\$ 4,085,800	\$ 1,925,800	\$ 2,160,000		