


A well-designed waste enclosure will:

- ✓ Save you money
- ✓ Keep clients & tenants happy
- ✓ Be safe and convenient to use



What kinds of waste will be produced at this location? We haul recycling, food waste, yard debris and garbage.



The average family of four in Clark County produces 42 pounds of garbage each week.

For more information about municipal solid waste regulations, please contact:

City of Vancouver Garbage and Recycling Services
www.cityofvancouver.us
360-487-7160

Clark County Department of Public Works, Clean Water
www.clark.wa.gov
360-397-2121

Enclosure Guidelines

Make sure your designs work with Waste Connections and comply with local regulations

Contact us for a **FREE** consultation
360-892-5370
recyclehelp@wcnx.org

Contact us for a **FREE** consultation
360-892-5370
recyclehelp@wcnx.org



WASTE CONNECTIONS
of WASHINGTON, INC.
Connect with the Future®

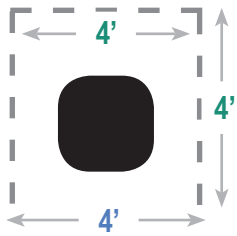
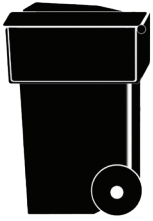


WASTE CONNECTIONS
of WASHINGTON, INC.
Connect with the Future®

Our requirements

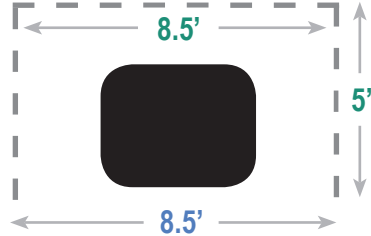

There are two limiting factors that determine our type of service: **footprint square footage** and **gate opening**. Each kind of container has a minimum spacing and gate size requirement due to the various loading methods of our trucks.

CART



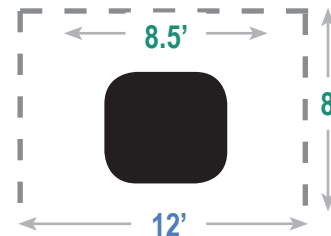
Footprint: 4'x4'
Gate Opening: 4'

WHEELED CONTAINER





Footprint: 8.5'x 5'
Gate Opening: 8.5'

STATIONARY CONTAINER



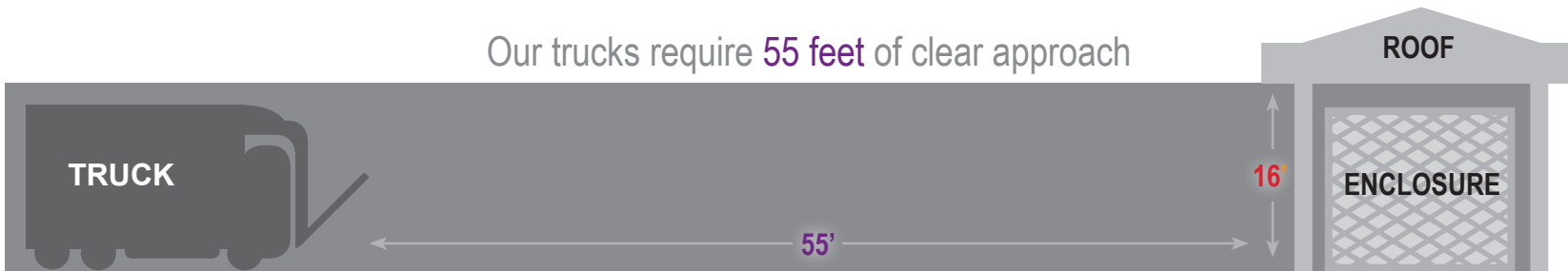
Footprint: 8.5'x 12'
Gate Opening: 12'

DROP BOX/ COMPACTOR



Footprint: 24'x 9'
Gate Opening: 12'

Our trucks require **55 feet** of clear approach



Clark County requires that new enclosures are roofed. Our trucks require a minimum roof height of **16 feet**

Contact us for a **FREE** consultation: 360-892-5370